İŞ YATIRIM

GÜNLÜK YABANCI ORANLARI TABLOSU

GÜNLÜK DEĞİŞİME GÖRE

BİST'in yabanci payi gunluk değişimi -0.15 Puan

En Çok Artan	Cari Deger	10/03/2025	Puan	HAO %	Günlük	En Çok Azalan	Cari Deger	10/03/2025	Puan	HAO %	Günlük
Hisseler	Yabancı Payi	Yabancı Payi	Değ. bps		Getiri %	Hisseler	Yabancı Payi	Yabancı Payi	Değ. bps		Getiri %
ALKLC	5.36	1.92	3.44	30	5.7	KOPOL	0.86	3.99	-3.13	21	-4.1
VAKFN	7.29	4.20	3.09	38	-1.3	KRGYO	2.64	4.93	-2.29	25	-0.6
AVHOL	1.92	0.25	1.68	58	0.5	FENER	3.04	4.95	-1.92	33	1.7
BINBN	46.96	45.34	1.61	15	2.9	SRVGY	2.91	4.69	-1.77	22	-3.7
BEGYO	15.28	13.75	1.53	34	2.2	SEGMN	1.14	2.73	-1.59	20	1.0
BURCE	2.42	1.00	1.42	53	-0.8	MERKO	0.96	2.55	-1.59	78	-0.1
EMNIS	1.68	0.28	1.40	34	-3.1	FONET	0.06	1.41	-1.35	62	-2.6
OZATD	5.22	3.83	1.39	19	1.1	DAGI	3.51	4.81	-1.29	44	0.2
GESAN	11.34	10.22	1.12	31	-3.9	CEOEM	2.31	3.60	-1.29	51	4.7
METUR	1.35	0.26	1.08	73	-2.4	SAMAT	0.12	1.24	-1.12	91	2.6

HAFTALIK DEĞİŞİME GÖRE

BİST'in yabanci payi haftalik değişim -0.48 Puan

En Çok Artan	Cari Deger	04/03/2025	Puan	HAO %	Hafta	En Çok Azalan	Cari Deger	04/03/2025	Puan	HAO %	Hafta
Hisseler	Yabancı Payi	Yabancı Payi	Değ. bps		Getiri %	Hisseler	Yabancı Payi	Yabancı Payi	Değ. bps		Getiri %
BINBN	46.96	41.58	5.37	15	14.5	ODINE	8.73	14.40	-5.67	19	-14.5
ASELS	41.41	37.06	4.35	26	15.0	DAGI	3.51	8.72	-5.21	44	-12.9
VAKFN	7.29	3.07	4.22	38	17.9	KIMMR	5.56	10.42	-4.86	27	-11.7
DCTTR	13.79	9.88	3.91	28	4.2	ARTMS	0.08	4.75	-4.67	29	-10.1
KRDMD	20.32	16.69	3.63	92	13.7	ALCTL	6.31	10.86	-4.55	35	-7.6
AKFIS	5.31	2.02	3.29	10	6.3	BEGYO	15.28	19.44	-4.16	34	14.0
LMKDC	7.31	4.07	3.24	30	9.1	EGEGY	12.52	15.73	-3.21	31	0.3
ODAS	9.29	6.23	3.06	78	9.7	PETUN	2.11	4.80	-2.69	33	-0.9
IPEKE	11.17	8.26	2.91	34	11.7	OZATD	5.22	7.79	-2.58	19	8.2
TOASO	19.20	16.54	2.65	24	8.3	YESIL	0.71	3.28	-2.57	92	-1.3

AYLIK DEĞİŞİME GÖRE

BİST'in yabanci payi aylık değişimi 0.26 Puan

En Çok Artan	Cari Deger	07/02/2025	Puan	HAO %	Ay	En Çok Azalan	Cari Deger	07/02/2025	Puan	HAO %	Ay
Hisseler	Yabancı Payi	Yabancı Payi	Chng. bps		Getiri %	Hisseler	Yabancı Payi	Yabancı Payi	Chng. bps		Getiri %
KRDMD	20.32	12.48	7.84	92	10.9	KRGYO	2.64	11.40	-8.76	25	25.8
DOBUR	8.99	2.13	6.86	30	3.3	PLTUR	3.90	12.07	-8.17	20	-5.1
ASELS	41.41	35.03	6.38	26	36.5	KRTEK	2.91	10.35	-7.45	47	-11.8
GIPTA	8.55	2.34	6.22	30	20.8	GRSEL	9.34	16.65	-7.31	22	-0.5
EGEGY	12.52	7.12	5.40	31	1.9	DMSAS	0.19	7.02	-6.83	52	-28.2
KLSYN	7.07	1.67	5.40	25	13.5	KOPOL	0.86	7.53	-6.67	21	5.9
BINBN	46.96	41.65	5.31	15	31.1	PEKGY	6.80	12.92	-6.11	69	6.6
TCKRC	22.48	17.25	5.23	26	17.4	SMRVA	10.76	16.34	-5.58	24	1.9
PGSUS	36.83	31.81	5.02	46	13.9	DAGI	3.51	8.88	-5.37	44	-1.8
KOCMT	4.47	0.17	4.29	24	-3.2	NATEN	11.15	16.18	-5.03	32	-37.4

YILİÇİ DEĞİŞİME GÖRE

BİST'in yabanci payi yıliçi değişimi -0.93 Puan

En Çok Artan	Cari Deger	31/12/2024	Puan	HAO %	Yıliçi	En Çok Azalan	Cari Deger	31/12/2024	Puan	HAO %	Yıliçi
Hisseler	Yabancı Payi	Yabancı Payi	Chng. bps		Getiri %	Hisseler	Yabancı Payi	Yabancı Payi	Chng. bps		Getiri %
ASTOR	37.98	18.47	19.51	28	-1.5	ALKLC	5.36	22.69	-17.33	30	3.6
BINBN	46.96	33.33	13.63	15	42.5	MAVI	35.79	51.29	-15.50	73	-19.2
PASEU	17.99	6.75	11.24	32	19.4	AEFES	43.11	55.14	-12.03	33	-7.6
TCKRC	22.48	11.30	11.18	26	29.3	PLTUR	3.90	14.11	-10.21	20	-8.2
BEGYO	15.28	4.63	10.65	34	96.1	TOASO	19.20	29.04	-9.84	24	4.0
DOBUR	8.99	0.43	8.56	30	11.8	DAGI	3.51	12.13	-8.61	44	-12.9
GIPTA	8.55	0.77	7.78	30	24.8	NATEN	11.15	18.95	-7.80	32	-39.7
ASELS	41.41	33.77	7.64	26	61.4	ARENA	27.84	35.31	-7.47	50	35.5
KRDMD	20.32	13.58	6.75	92	18.1	GRSEL	9.34	16.34	-7.00	22	15.7
PGSUS	36.83	30.64	6.19	46	27.7	BIGCH	2.93	9.63	-6.70	39	-4.9

BIST YILİÇİ YABANCI ORANI GRAFİĞİ

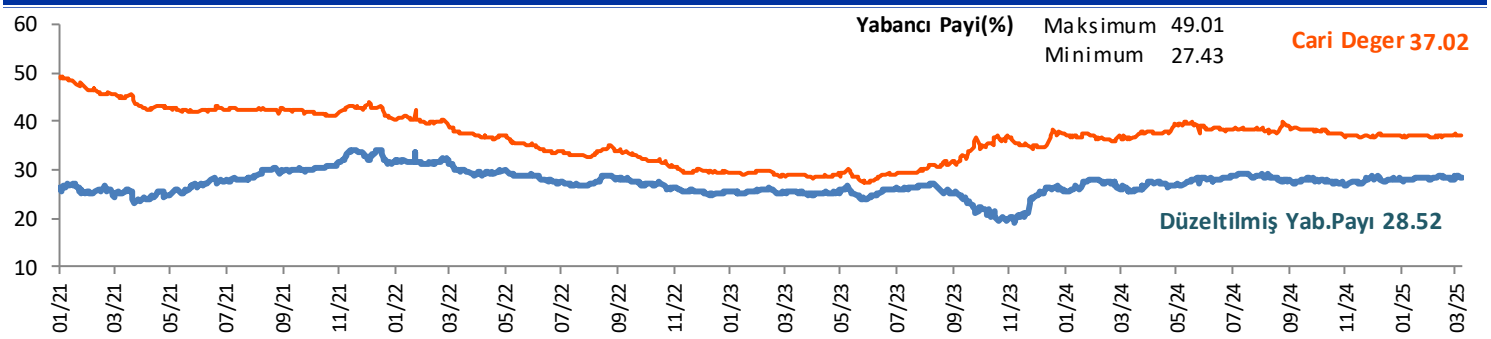

Lütfen raporumuzun sonunda yer alan bilgilendirme notuna bakınız.

GÜNLÜK YABANCI ORANLARI TABLOSU

CARİ HİSSE YABANCI ORANLARI (2.0 bps'den büyük olanlar)									
Hisse	Yabancı Payi(%)	Hisse	Yabancı Payi(%)	Hisse	Yabancı Payi(%)	Hisse	Yabancı Payi(%)	Hisse	Yabancı Payi(%)
ADESE	2.95	CEMTS	5.00	GZNMI	5.45	LYDHO	12.26	SKYMD	2.79
ADGYO	2.12	CEOEM	2.31	HATEK	5.09	LYDYE	10.87	SMRTG	13.88
AEFES	43.11	CGCAM	2.82	HATSN	3.89	MACKO	15.25	SMRVA	10.76
AFYON	2.03	CIMSA	10.70	HDFGS	2.11	MAGEN	33.56	SNGYO	11.44
AGESA	49.30	CLEBI	7.26	HEKTS	10.54	MAKIM	2.64	SOKM	34.34
AGHOL	22.89	CRDFA	2.39	HOROZ	7.53	MANAS	2.95	SRVGY	2.91
AGROT	6.86	CRFSA	10.17	HRKET	4.75	MARTI	4.97	SUNTK	5.25
AHGAZ	10.18	CUSAN	12.30	HTTBT	31.56	MAVI	35.79	SURGY	2.87
AHSGY	2.61	CWENE	10.93	IEYHO	3.68	MEDTR	7.01	SUWEN	5.20
AKBNK	54.46	DAGI	3.51	IHAAS	30.87	MEGAP	2.46	TABGD	22.44
AKCNS	16.06	DAPGM	10.24	IHEVA	3.09	MERCN	2.69	TATEN	4.67
AKFGY	3.71	DCTTR	13.79	IHLAS	9.23	MGROS	32.37	TATGD	6.56
AKFIS	5.31	DENGE	2.33	IHLGM	16.16	MIATK	7.50	TAVHL	68.84
AKFYE	40.96	DERHL	2.60	IHYAY	18.60	MNDTR	82.93	TCELL	66.53
AKGRT	26.86	DERIM	2.31	IMASM	8.18	MOGAN	6.03	TCKRC	22.48
AKSA	21.07	DESA	11.15	INDES	12.00	MOPAS	6.96	TERA	23.62
AKSEN	4.78	DGATE	2.68	INFO	2.51	MPARK	28.88	THYAO	31.13
AKSGY	5.43	DMRGD	2.35	INVES	8.68	MRSHL	79.52	TKFEN	18.78
ALARK	11.44	DOAS	16.69	IPEKE	11.17	MTRKS	4.33	TKNSA	6.25
ALBRK	22.04	DOBUR	8.99	ISCTR	28.72	NATEN	11.15	TMSN	4.48
ALCTL	6.31	DOCO	25.36	ISDMR	7.62	NETAS	2.01	TNZTP	7.44
ALFAS	7.09	DOHOL	20.32	ISFIN	10.90	NTGAZ	6.49	TOASO	19.20
ALGYO	3.61	DSTKF	5.86	ISGYO	11.05	NTHOL	8.98	TRCAS	2.36
ALKIM	6.46	DURKN	4.98	ISKPL	18.52	NUGYO	3.90	TRGYO	13.21
ALKLC	5.36	EBEBK	11.54	ISMEN	31.33	NUHCM	19.08	TRILC	3.39
ALTNY	3.95	ECILC	7.78	IZENR	6.51	OBAMS	2.10	TSKB	29.56
ANELE	71.35	ECZYT	3.83	IZMDC	4.51	ODAS	9.29	TSPOR	2.20
ANHYT	21.54	EFORC	16.56	JANTS	2.85	ODINE	8.73	TTKOM	28.71
ANSGR	11.76	EGEEN	10.64	KAREL	4.28	OFSYM	9.16	TTRAK	27.88
ARCLK	18.09	EGEGY	12.52	KARSN	2.83	ONRYT	3.79	TUKAS	3.10
ARDYZ	2.63	EGEPO	8.46	KATMR	7.74	ORGE	13.50	TUPRS	25.13
ARENA	27.84	EKGYO	21.69	KAYSE	8.33	OTKAR	13.48	TUREX	2.72
ARMGD	4.69	EKOS	3.42	KCAER	19.61	OYAKC	5.22	TURGG	4.61
ARSAN	3.78	EMKEL	3.05	KCHOL	48.41	OYYAT	6.57	TURSG	6.57
ASELS	41.41	ENERY	14.02	KERVT	2.49	OZATD	5.22	ULKER	69.72
ASTOR	37.98	ENJSA	24.54	KGYO	3.17	OZKGY	8.16	ULUFA	10.97
ASUZU	7.04	ENKAI	31.88	KIMMR	5.56	OZSUB	4.37	ULUSE	79.48
ATATP	4.32	ENTRA	2.22	KLKIM	3.96	OZYSR	5.37	VAKBN	2.23
AVPGY	4.75	EPLAS	2.00	KLMSN	5.48	PAGYO	4.14	VAKFN	7.29
AYDEM	13.65	ERCB	6.80	KLNMA	4.42	PASEU	17.99	VAKKO	19.78
AYEN	3.50	EREGL	19.81	KLRHO	19.26	PCILT	2.95	VBTYZ	2.30
AYGAZ	56.31	ESCAR	21.69	KLSER	5.73	PEKGY	6.80	VERUS	39.27
BAGFS	7.04	ESEN	2.97	KLSYN	7.07	PENTA	11.07	VESBE	13.67
BALSU	4.28	ETILR	3.92	KLYPV	4.98	PETKM	10.11	VESTL	6.82
BANVT	78.57	ETYAT	2.15	KMPUR	7.09	PETUN	2.11	VKGYO	5.84
BASGZ	8.62	EUPWR	10.44	KOCMT	4.47	PGSUS	36.83	VSNMD	12.36
BEGYO	15.28	EUREN	8.79	KONTR	8.40	PINSU	3.00	YATAS	12.02
BERA	10.70	FENER	3.04	KONYA	57.04	PKART	32.65	YEOTK	10.36
BFREN	24.30	FORTE	3.22	KORDS	6.90	PLTUR	3.90	YGGYO	4.38
BIGCH	2.93	FROTO	35.72	KOTON	3.55	PNLSN	3.05	YGYO	3.30
BIGEN	5.87	FZLGY	8.86	KOZAA	22.08	POLHO	12.51	YIGIT	3.55
BIMAS	49.66	GARAN	10.57	KOZAL	22.05	POLTK	42.46	YKBNK	34.37
BINBN	46.96	GEDZA	2.41	KRDMA	10.01	PRZMA	6.04	YKSLN	4.20
BINHO	4.93	GENIL	23.24	KRDMB	3.31	PSDTC	2.53	YUNSA	2.28
BIOEN	6.48	GEREL	2.23	KRDMD	20.32	PSGYO	3.82	YYLGD	4.62
BIZIM	3.79	GESAN	11.34	KRGYO	2.64	QUAGR	6.89	ZOREN	33.14
BJKAS	4.18	GIPTA	8.55	KRSTL	2.03	RALYH	14.87	ZRGYO	6.14
BMSTL	3.40	GLBMD	2.31	KRTEK	2.91	RAYSG	89.98		
BOBET	6.98	GLCVY	2.81	KRVGD	12.83	REEDR	11.75		
BORLS	11.26	GLRMK	8.99	KTLEV	7.84	RGYAS	17.59		
BORSK	3.60	GLYHO	24.05	KTSKR	2.22	RUBNS	4.12		
BRISA	9.11	GMTAS	5.47	KUTPO	8.34	RYGYO	27.38		
BRKSN	2.32	GOKNR	7.36	KUYAS	7.59	RYSAS	61.01		
BRSAN	8.62	GOLTS	6.89	KZBGY	5.53	SAFKR	5.13		
BRYAT	4.54	GOODY	50.91	KZGYO	4.42	SAHOL	43.74		
BSOKE	9.59	GOZDE	6.22	LIDER	10.30	SARKY	5.48		
BTCIM	11.31	GRNYO	2.92	LIDFA	4.85	SASA	8.17		
BUCIM	4.05	GRSEL	9.34	LILAK	6.24	SAYAS	2.36		
BURCE	2.42	GRTHO	19.79	LINK	5.10	SELEC	14.93		
BYDNR	7.58	GSDDE	4.00	LKMNH	11.05	SELGD	9.84		
CANTE	5.55	GSDHO	10.08	LMKDC	7.31	SISE	12.98		
CATES	3.95	GUBRF	17.66	LOGO	43.38	SKBNK	5.87		
CCOLA	83.17	GWIND	9.19	LRSHO	6.19	SKTAS	2.25		

Lütfen raporumuzun sonunda yer alan bilgilendirme notuna bakınız.

Yabancı oranı 0,1'den büyük olanlar gösterilmektedir.

GÜNLÜK YABANCI ORANLARI TABLOSU

Yabancı Oranı 10 Günlük Artış Matrisi (10 Gündür Sürekli Artan Hisseler)													
		Günlük Yabancı Oranları (%)											Gün Sayısı
Hisse	HAO(%)	11/03	10/03	07/03	06/03	05/03	04/03	03/03	28/02	27/02	26/02	25/02	
AKGRT	27.99	26.86	26.72	26.53	26.34	26.34	26.29	26.21	26.18	25.84	25.63	25.56	10
GLYHO	51.86	24.05	23.43	23.19	23.10	22.95	22.85	22.78	22.69	22.63	22.57	22.42	10
UFUK	39.83	1.68	1.65	1.62	1.61	1.59	1.57	1.56	1.54	1.52	1.52	1.51	10
SMRTG	26.95	13.88	13.75	13.57	13.51	13.48	13.39	13.32	13.23	13.23	13.20		9
ANHYT	15.06	21.54	21.32	21.17	20.77	20.31	20.25	20.03	19.87	19.67			8
BINBN	15.17	46.96	45.34	43.76	42.83	42.09	41.58	41.15	39.08	37.92			8
ENTRA	20.01	2.22	1.82	1.54	1.19	0.79	0.70	0.47	0.42	0.15			8
TTRAK	24.94	27.88	27.84	27.53	27.39	27.21	27.00	26.91	26.67	26.55			8
LYDYE	32.45	10.87	10.84	10.82	10.78	10.74	10.72	10.64	10.64				7
YKSLN	29.28	4.20	3.71	3.21	2.86	2.66	2.63	2.47	2.27				7
ASELS	25.78	41.41	41.13	40.44	39.17	37.73	37.06	36.04					6
EGPRO	13.12	0.83	0.80	0.63	0.39	0.39	0.34	0.30					6
ERSU	66.09	0.47	0.36	0.33	0.32	0.29	0.26	0.17					6
IPEKE	33.54	11.17	10.88	9.66	9.28	8.90	8.26	8.15					6
BAYRK	90.78	0.36	0.32	0.30	0.29	0.20	0.16						5
DNISI	43.99	0.52	0.39	0.29	0.15	0.14	0.10						5
ENJSA	19.97	24.54	24.46	24.44	23.96	23.60	23.14						5
EUYO	99.63	1.13	0.93	0.71	0.54	0.27	0.06						5
GUBRF	21.1	17.66	17.38	17.37	16.87	16.66	16.47						5
ISGSY	40.1	0.67	0.58	0.48	0.26	0.22	0.18						5
KOZAA	41.31	22.08	21.43	20.79	20.56	20.52	19.95						5
KZGYO	24.98	4.42	4.33	4.07	4.05	4.04	4.03						5
PGSUS	46.3	36.83	36.59	36.11	35.36	35.32	34.92						5
TCELL	53.94	66.53	66.38	65.89	65.59	65.34	65.28						5
THYAO	50.34	31.13	31.07	30.10	29.59	29.39	28.72						5
ULKER	40.9	69.72	69.55	69.34	68.85	68.72	68.46						5
YGGYO	82.27	4.38	4.38	4.37	4.37	4.35	4.33						5
AFYON	48.96	2.03	1.71	1.36	1.12	0.84							4
AHGAZ	19.32	10.18	10.15	10.13	10.07	10.06							4
AKMGY	9.19	0.61	0.59	0.58	0.58	0.57							4
AKSUE	77.5	0.37	0.24	0.22	0.15	0.12							4
ALKLC	30.24	5.36	1.92	1.04	0.60	0.31							4
ANELE	15.47	71.35	71.32	71.28	71.26	71.21							4
ANSGR	34.74	11.76	11.59	11.49	11.43	11.34							4
ARZUM	48.95	1.89	1.21	0.60	0.16	0.12							4
AVTUR	68.77	0.32	0.26	0.23	0.16	0.13							4
AYCES	7.54	0.46	0.33	0.15	0.11	0.10							4
BRKSN	66.8	2.32	2.09	1.54	1.49	1.39							4
CELHA	24.7	0.65	0.48	0.30	0.10	0.10							4
CONSE	48.91	1.44	1.04	0.30	0.19	0.08							4
CVKMD	27.13	1.58	1.07	0.67	0.40	0.15							4
DARDL	31.37	0.27	0.22	0.11	0.06	0.02							4
DENGE	87.38	2.33	2.18	1.92	1.68	1.66							4
EUPWR	30.22	10.44	10.01	9.99	9.89	9.83							4
FADE	49.72	1.45	1.41	1.09	0.83	0.82							4
GLBMD	24.25	2.31	2.20	2.16	2.10	2.06							4
GLRMK	12.01	8.99	8.43	6.71	6.36	6.32							4
HEDEF	19.99	0.42	0.31	0.23	0.10	0.02							4
HOROZ	24.05	7.53	7.38	7.01	6.72	6.61							4
INFO	68.49	2.51	2.42	2.30	2.13	2.05							4
KAREL	36.4	4.28	4.14	3.89	3.81	3.78							4
KARTN	21.74	1.19	1.17	1.13	1.13	1.12							4
KLKIM	26.07	3.96	3.42	3.42	3.35	3.31							4
KLYPV	11.26	4.98	4.77	4.04	4.03	3.49							4
KORDS	28.61	6.90	6.80	6.39	6.37	6.35							4
KTSKR	30.24	2.22	1.88	1.53	1.41	1.14							4
LINK	48.31	5.10	5.10	5.09	5.08	4.79							4
LMKDC	30.19	7.31	6.59	5.77	4.86	3.56							4
LOGO	64.48	43.38	43.38	43.22	43.03	41.97							4
LRSHO	84.14	6.19	6.16	6.01	5.93	5.92							4
METRO	60.14	0.27	0.16	0.13	0.13	0.06							4
MOPAS	20.99	6.96	6.18	4.91	4.38	4.29							4
MRGYO	71.85	1.01	0.80	0.63	0.44	0.40							4
NIBAS	76.54	1.65	1.65	1.56	1.30	1.28							4
NTGAZ	38.44	6.49	5.88	5.48	5.04	4.54							4
NUHCM	18.82	19.08	19.04	18.95	18.88	18.86							4
PARSN	29.8	1.17	1.14	1.00	0.91	0.87							4
PNLSN	27.99	3.05	2.92	2.57	2.56	2.47							4
POLTK	22.67	42.46	42.45	42.43	42.43	42.43							4
PRDGS	56.5	1.98	1.80	1.41	1.27	0.94							4
QNBTR	0.12	0.00	0.00	0.00	0.00	0.00							4
SEKUR	69.62	1.61	1.59	1.55	1.54	1.53							4
SELVA	58.3	0.78	0.57	0.35	0.34	0.21							4
SKYLP	78.73	1.45	1.43	1.17	1.16	0.96							4
SURGY	22.82	2.87	2.67	2.47	2.26	2.17							4
TMPOL	48.56	0.94	0.63	0.50	0.47	0.42							4
ACSEL	48.28	0.10	0.09	0.05	0.02								3
AGROT	32.11	6.86	6.35	5.25	4.61								3
AGYO	18.3	0.68	0.64	0.59	0.59								3
AKCNS	20.52	16.06	15.96	15.62	15.46								3

Yabancı Oranı 10 Günlük Artış Matrisi (10 Gündür Sürekli Artan Hisseler)													
		Günlük Yabancı Oranları (%)											Gün Sayısı
Hisse	HAO(%)	11/03	10/03	07/03	06/03	05/03	04/03	03/03	28/02	27/02	26/02	25/02	
AKFGY	44.16	3.71	3.68	3.65	3.63								3
AKFIS	10.49	5.31	4.96	3.00	1.76								3
AKFYE	28.42	40.96	40.89	40.66	40.64								3
AKSEN	19.85	4.78	4.67	4.50	4.42								3
ALTNY	24.97	3.95	3.84	3.84	3.78								3
ANGEN	35.4	0.59	0.55	0.48	0.43								3
ARCLK	14.64	18.09	18.06	17.82	17.24								3
ARSAN	36.11	3.78	3.68	3.59	3.58								3
ASGYO	23.54	0.35	0.31	0.19	0.14								3
ATEKS	21.43	0.34	0.29	0.22	0.18								3
AVPGY	22.08	4.75	4.67	4.10	4.07								3
AYDEM	18.43	13.65	13.39	12.88	12.55								3
BAGFS	61.21	7.04	6.94	6.74	6.64								3
BAKAB	17.5	0.22	0.11	0.08	0.01								3
BALSU	21.53	4.28	4.10	4.00	3.95								3
BANVT	8.29	78.57	78.57	78.53	78.49								3
BERA	65.08	10.70	10.50	10.12	9.95								3
BINHO	20.2	4.93	4.84	4.54	3.72								3
BIZIM	32.74	3.79	3.77	3.34	3.20								3
BJKAS	48.95	4.18	4.05	3.76	3.59								3
BLCYT	48.89	0.79	0.61	0.30	0.26								3
BORSK	29.14	3.60	3.13	2.47	2.38								3
BRISA	10.19	9.11	8.98	8.89	8.80								3
BRYAT	15.36	4.54	4.53	4.43	4.32								3
BTCIM	48.63	11.31	11.29	11.15	11.10								3
BURVA	59.73	0.83	0.63	0.46	0.45								3
CANTE	59.93	5.55	5.36	5.07	4.75								3
CATES	19.99	3.95	3.39	2.86	2.79								3
CEMAS	88.71	1.03	0.97	0.88	0.85								3
CRFSA	10.68	10.17	10.03	9.86	9.82								3
DESA	17.96	11.15	11.13	11.08	11.03								3
DOAS	39.47	16.69	16.51	16.21	15.74								3
DOBUR	29.99	8.99	8.92	8.47	4.25								3
DOFER	30.97	1.52	1.07	0.17	0.12								3
EGEEN	35.08	10.64	10.44	10.11	10.09								3
EMNIS	33.98	1.68	0.28	0.25	0.10								3
ENKAI	8.39	31.88	31.73	31.52	31.01								3
ERBOS	58.23	1.50	1.49	1.45	1.42								3
ERCB	21.08	6.80	6.62	6.40	6.29								3
EREGL	47.5	19.81	19.68	19.15	17.98								3
EYGYO	31.32	0.66	0.56	0.53	0.52								3
FMIZP	22.2	1.88	1.82	1.77	1.71								3
FROTO	17.74	35.72	35.61	34.78	33.95								3
GEREL	81.02	2.23	2.02	2.01	2.01								3
GESAN	30.78	11.34	10.22	9.87	9.37								3
GOODY	25.21	50.91	50.79	50.61	50.60								3
GOZDE	30.37	6.22	6.22	6.20	6.19								3
GSDDE	31.97	4.00	3.90	3.73	3.69								3
GSRAY	39.93	1.05	0.41	0.25	0.19								3
HEKTS	44.57	10.54	10.31	9.54	9.02								3
HLGYO	20.61	1.64	1.30	1.29	1.18								3
HRKET	20.75	4.75	4.45	3.57	3.53								3
HTTBT	26.59	31.56	31.18	30.86	30.66								3
HURGZ	18.74	1.75	1.43	1.41	1.32								3
IMASM	67.27	8.18	7.77	7.29	6.97								3
ISDMR	5.07	7.62	7.37	6.74	6.40								3
ISMEN	29.21	31.33	31.23	31.04	31.01								3
ISYAT	67.23	0.00	0.00	0.00	0.00								3
KATMR	79.82	7.74	7.10	6.34	5.92								3
KBORU	23.97	0.38	0.26	0.16	0.15								3
KMPUR	27.04	7.09	6.72	6.59	6.45								3
KONYA	15.97	57.04	56.98	56.93	56.84								3
KOZAL	29.87	22.05	21.95	21.01	20.58								3
KRDMA	99.04	10.01	9.71	9.70	9.31								3
KRDMB	82.59	3.31	3.01	2.63	2.40								3
KRDMD	91.94	20.32	20.22	19.52	16.85								3
KRPLS	44.91	0.47	0.27	0.14	0.11								3
KRSTL	89.9	2.03	1.83	1.42	1.10								3
KRTEK	47.44	2.91	2.82	2.31	2.15								3
KRVGD	27.52	12.83	12.54	12.32	12.18								3
KUTPO	25.77	8.34	8.32	7.85	7.83								3
LIDFA	41.11	4.85	3.86	2.38	2.27								3
MAKIM	37.99	2.64	2.44	2.36	2.15								3
MARBL	25.77	0.62	0.58	0.43	0.37								3
MARKA	92.41	0.96	0.87	0.80	0.63								3
MARTI	60.66	4.97	4.96	4.86	4.80								3
MERIT	28.17	1.57	1.51	1.42	1.42								3
MNDTR	15.3	82.93	82.92	82.86	82.86								3
MOBTL	20.28	1.29	0.89	0.49	0.44								3
MOGAN	10.75	6.03	5.82	5.68	5.47								3
MZHLD	66.31	0.59	0.55	0.51	0.49								3

Lütfen raporumuzun sonunda yer alan bilgilendirme notuna bakınız.

GÜNLÜK YABANCI ORANLARI TABLOSU

Yabancı Oranı 10 Günlük Düşüş Matrisi (10 Gündür Sürekli Düşen Hisseler)

Hisse	HAO(%)	Günlük Yabancı Oranları (%)											Gün Sayısı
		11/03	10/03	07/03	06/03	05/03	04/03	03/03	28/02	27/02	26/02	25/02	
AYGAZ	24.16	56.31	56.37	56.39	56.41	56.43	56.48	56.53	56.54	56.56	56.58	56.61	10
KLNMA	1.07	4.42	4.43	4.44	4.57	4.59	4.62	4.65	4.71	4.76	4.95	5.20	10
VERUS	16.11	39.27	39.32	39.34	39.34	39.35	39.37	39.39	39.41	39.45	39.54	39.60	10
YESIL	91.88	0.71	0.71	1.07	1.85	3.04	3.28	3.65	3.91	4.28	4.61	4.74	10
VANGD	90.59	1.64	1.71	1.77	1.89	1.93	2.07	2.10	2.18	2.36			8
GLCVY	18.88	2.81	3.05	3.17	3.25	3.69	4.87	5.18	5.35				7
ADGYO	28.08	2.12	2.14	2.14	2.18	2.27	2.30	2.35					6
AHSGY	25.63	2.61	2.79	2.91	2.96	3.90	4.91						5
ALCTL	34.97	6.31	6.70	7.94	9.14	10.22	10.86						5
EGEPO	19.99	8.46	8.47	8.49	8.78	10.02	10.22						5
FORMT	87.07	0.21	0.23	0.43	0.81	1.12	1.22						5
MPARK	26.7	28.88	28.99	29.05	29.25	29.38	29.42						5
MSGYO	27.18	0.84	1.24	1.47	2.37	2.88	3.38						5
ODINE	19.36	8.73	9.42	10.83	12.17	12.92	14.40						5
PKART	33.79	32.65	32.79	32.92	33.08	33.30	33.49						5
RAYSG	5.49	89.98	90.46	90.50	90.53	90.54	90.57						5
TBORG	5.01	1.69	1.71	1.72	1.74	1.75	1.76						5
TNZTP	21.75	7.44	7.51	7.58	7.63	7.64	7.71						5
ULUFA	56.53	10.97	10.98	11.15	11.26	11.38	12.07						5
YATAS	58.91	12.02	12.08	12.29	12.38	12.53	12.53						5
YAYLA	74.27	1.35	1.42	1.48	1.70	1.89	1.99						5
CEMTS	40.99	5.00	5.12	5.24	5.48	5.50							4
JANTS	17.01	2.85	2.87	3.17	3.29	3.52							4
RNPOL	53.29	0.38	0.40	0.52	0.59	0.62							4
SKYMD	33.84	2.79	2.89	3.03	3.23	3.59							4
ADESE	92.85	2.95	3.06	3.12	3.12								3
ARENA	50.29	27.84	28.08	28.20	28.42								3
BIGCH	39.43	2.93	3.04	3.09	3.19								3
DAGI	43.71	3.51	4.81	6.97	8.36								3
EBEBK	23.53	11.54	11.59	11.62	11.73								3
FORTE	32.81	3.22	3.37	3.53	3.63								3
KERVN	36.94	0.00	0.00	0.00	0.00								3
KIMMR	26.94	5.56	6.15	6.90	8.85								3
KOPOL	20.52	0.86	3.99	4.24	5.02								3
KUYAS	99.68	7.59	7.77	8.37	9.11								3
MEDTR	20.58	7.01	7.12	7.29	7.36								3
OBAMS	18.62	2.10	2.67	2.78	3.22								3
OSMEN	30.66	0.57	0.59	0.97	1.15								3
PLTUR	20.19	3.90	4.23	4.74	5.23								3
RYGYO	29.08	27.38	27.43	27.45	27.56								3
RYSAS	27.96	61.01	61.01	61.02	61.03								3
TATEN	23.23	4.67	4.76	4.98	5.05								3
YKBNK	38.79	34.37	34.63	34.71	35.14								3
ADEL	27.6	1.04	1.07	1.28									2
AEFES	32.85	43.11	43.21	43.36									2
AYEN	16.93	3.50	3.53	3.54									2
BIENY	20.01	1.60	1.68	1.83									2
DGNMO	50.07	1.30	1.31	1.31									2
EPLAS	71.68	2.00	2.13	2.19									2
EUHOL	87.02	1.60	1.60	1.60									2
FENER	32.81	3.04	4.95	5.92									2
FONET	61.59	0.06	1.41	1.65									2
GENIL	23.26	23.24	23.46	23.98									2
IHEVA	74.35	3.09	3.11	3.13									2
IHLGM	74.62	16.16	16.19	16.28									2
IHYAY	73.92	18.60	18.65	18.66									2
INGRM	8.4	0.45	0.50	0.51									2
ISBTR	25.62	0.03	0.03	0.03									2
KERVT	27.18	2.49	2.52	2.52									2
KLRHO	14.66	19.26	19.30	19.31									2
KOCMT	23.55	4.47	5.48	6.24									2
KSTUR	12.43	0.12	0.12	0.12									2
MGROS	50.76	32.37	33.22	34.83									2
MIATK	57.29	7.50	7.69	8.91									2
ONRYT	31.38	3.79	3.94	4.41									2
SAHOL	53.23	43.74	43.82	44.16									2
SDTTR	27.1	1.36	1.95	2.30									2
SEGYO	24.92	0.54	0.66	0.87									2
SERNT	27.28	1.82	2.33	6.11									2
SUWEN	48.15	5.20	5.29	5.29									2
TAVHL	49.23	68.84	68.98	69.08									2
TKFEN	52.75	18.78	19.02	19.04									2
YAPRK	28.15	0.28	0.70	0.86									2
A1CAP	28.91	1.39	1.50										1
AKBNK	53.71	54.46	54.67										1
AKENR	25.23	0.99	1.07										1
AKSA	32.63	21.07	21.45										1
ALARK	37.11	11.44	11.77										1
ALBRK	40.27	22.04	22.15										1
ALGYO	48.69	3.61	3.66										1

Yabancı Oranı 10 Günlük Düşüş Matrisi (10 Gündür Sürekli Düşen Hisseler)

Hisse	HAO(%)	Günlük Yabancı Oranları (%)											Gün Sayısı
		11/03	10/03	07/03	06/03	05/03	04/03	03/03	28/02	27/02	26/02	25/02	
ALKIM	46.46	6.46	6.46										1
ALVES	24.98	1.45	1.47										1
ASUZU	14.47	7.04	7.07										1
ATLAS	99.88	1.48	1.51										1
AVGYO	52.05	0.21	0.21										1
AZTEK	25.49	1.11	1.87										1
BARMA	19.95	1.80	1.88										1
BEYAZ	24.54	0.69	0.80										1
BIGEN	20.01	5.87	6.03										1
BIOEN	37.73	6.48	6.51										1
BMSCH	63.57	0.77	0.89										1
BORLS	31.61	11.26	11.71										1
BRLSM	48.17	0.66	0.68										1
BRSAN	19.65	8.62	9.00										1
BSOKE	25.31	9.59	9.76										1
BUCIM	36.1	4.05	4.08										1
BULGS	27.05	1.19	1.28										1
BVSAN	30.46	1.53	2.18										1
CEOEM	50.5	2.31	3.60										1
CGCAM	24.99	2.82	3.93										1
CIMSA	45.03	10.70	10.89										1
CLEBI	10.05	7.26	7.30										1
CMBTN	49.57	0.73	0.82										1
CMENT	2.71	0.17	0.17										1
CWENE	29.14	10.93	11.08										1
DCTTR	28.04	13.79	14.47										1
DERIM	26.97	2.31	2.39										1
DEVA	17.73	0.65	0.68										1
DGATE	40.73	2.68	2.82										1
DGGYO	5.56	0.03	0.03										1
DOCO	80.31	25.36	26.31										1
DOHOL	35.7	20.32	20.53										1
DSTKF	25	5.86	6.13										1
DURKN	32.01	4.98	5.04										1
ECILC	18.74	7.78	7.78										1
ECZYT	18.33	3.83	3.83										1
EGSER	34.32	0.04	0.05										1
EKOS	21.41	3.42	3.83										1
ENERY	22.91	14.02	14.37										1
ETILR	62.06	3.92	4.04										1
FLAP	78.21	0.54	0.71										1
GARFA	8.36	0.39	0.42										1
GEDIK	13.23	0.21	0.24										1
GEDZA	52.58	2.41	2.61										1
GENTS	53.85	1.61	1.76										1
GIPTA	30.26	8.55	8.56										1
GOLTS	67.74	6.89	7.18										1
GRNYO	96.35	2.92	2.92										1
GSDHO	59.96	10.08	10.13										1
GUNDG	25.63	0.63	0.80										1
GWIND	29.95	9.19	9.22										1
GZNMI	42.61	5.45	5.49										1
HATEK	64.88	5.09	5.12										1
HATSN	19.98	3.89	4.11										1
HKTM	37.51	1.42	1.49										1
ICBCT	7.16	0.14	0.15										1
IDGYO	79.46	0.00	0.03										1
ISBIR	33.07	0.03	0.03										1
ISGYO	39.17	11.05	11.14										1
IZENR	23.99	6.51	6.66										1
IZFAS	71.09	1.56	1.77										1
KAPLM	16.76	0.31	0.39										1
KARSN	39.4	2.83	2.91										1
KARYE	68.7	0.34	0.48										1
KCAER	25.78	19.61	19.80										1
KCHOL	26.37	48.41	48.60										1
KFEIN	74.83	1.72	1.86										1
KGYO	31.43	3.17	3.20										1
KLSER	21.24	5.73	5.85										1
KNFRT	22.37	0.15	0.19										1
KONKA	19.34	0.22	0.42										1
KONTR	52.86	8.40	9.51										1
KOTON	13.16	3.55	3.65										1
KRGYO	25.27	2.64	4.93										1
LKMNH	71.44	11.05	11.08										1
LUKSK	16.95	0.08	0.36										1
MAKTK	52.26	1.38	1.80										1
MAVI	72.57	35.79	36.35										1
MEGAP	76.11	2.46	2.46										1
MEGMT	23.65	1.86	2.42										1
MEKAG	27.02	1.99	2.13										1

Lütfen raporumuzun sonunda yer alan bilgilendirme notuna bakınız.

GÜNLÜK YABANCI ORANLARI TABLOSU

YABANCI ORANI GRAFİKLERİ BIST-50 İÇİN

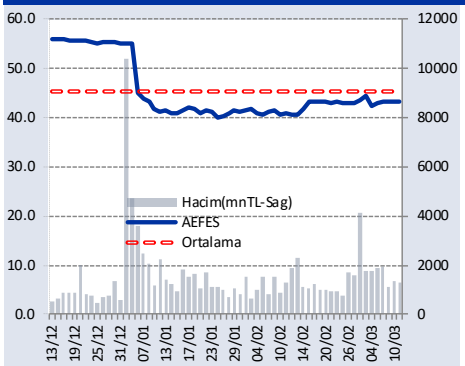

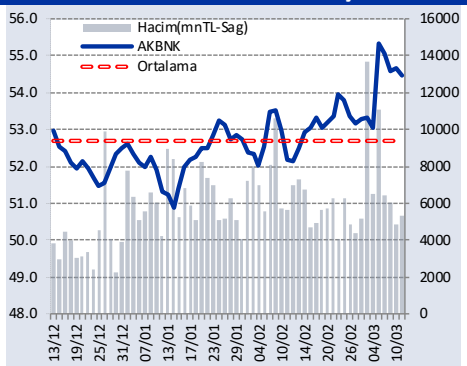

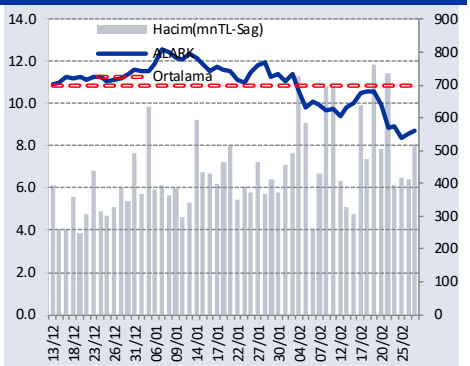

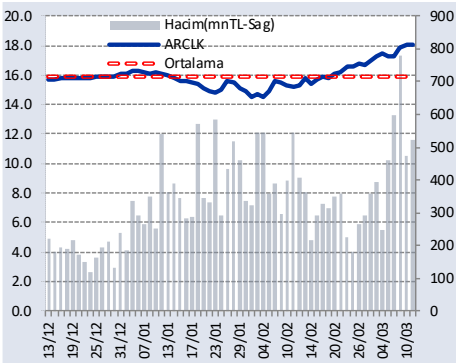

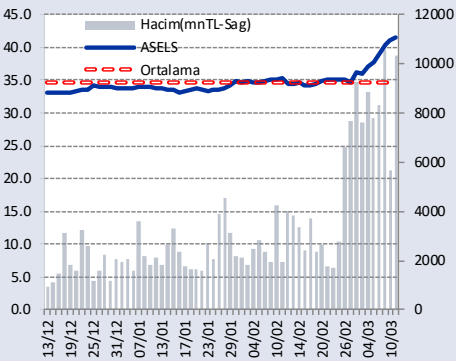

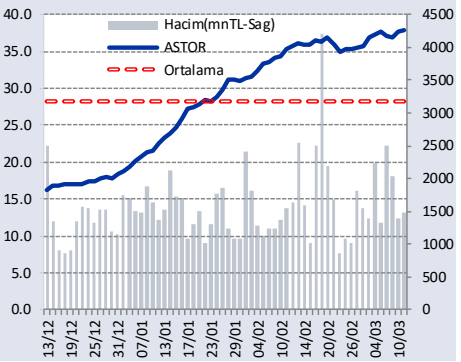

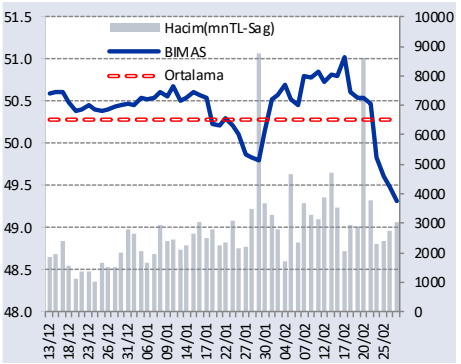

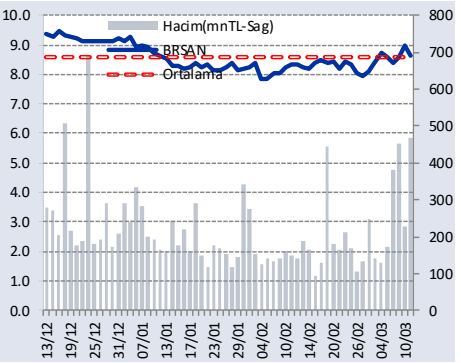

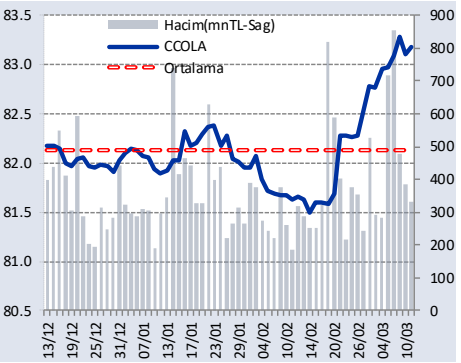

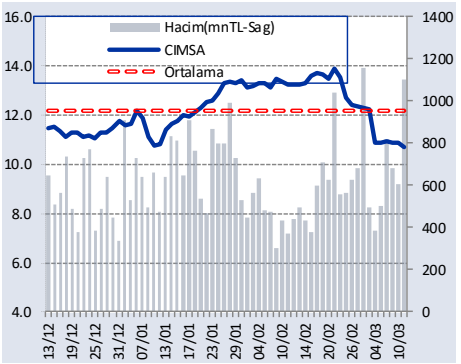

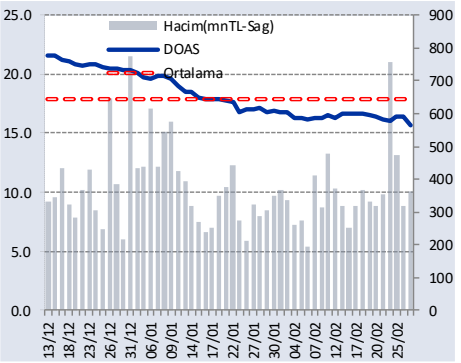

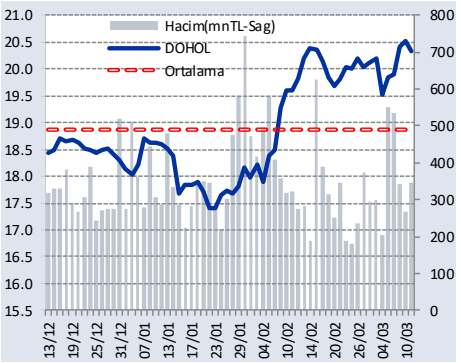

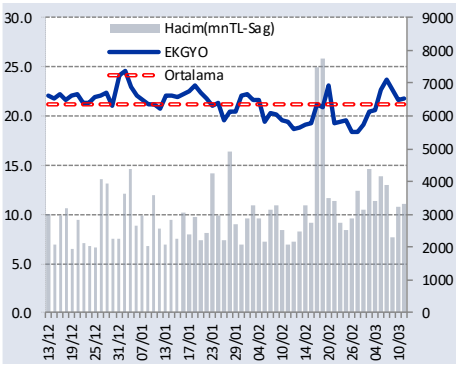

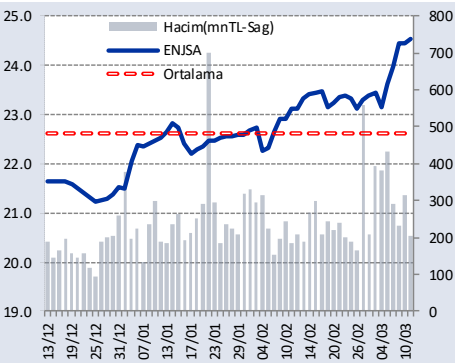

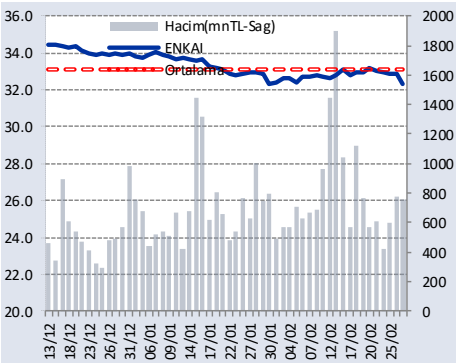

Lütfen raporumuzun sonunda yer alan bilgilendirme notuna bakınız.

GÜNLÜK YABANCI ORANLARI TABLOSU

YABANCI ORANI GRAFİKLERİ BIST-50 İÇİN

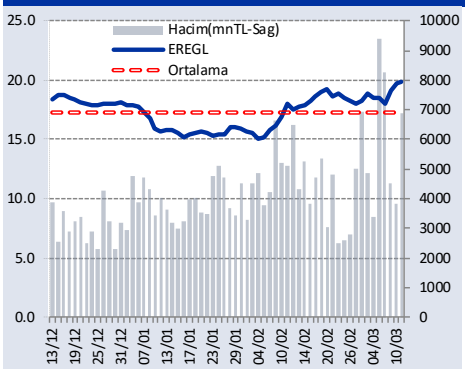

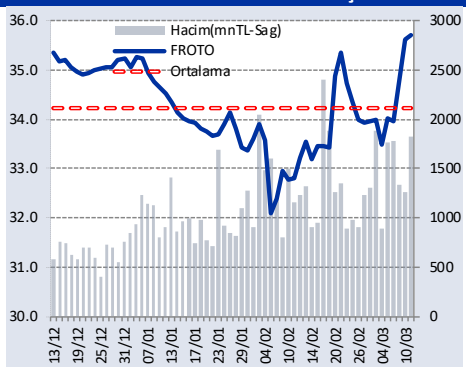

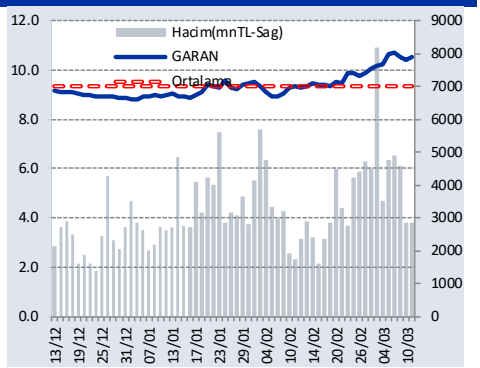

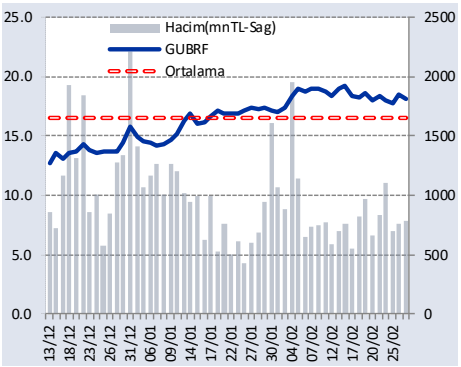

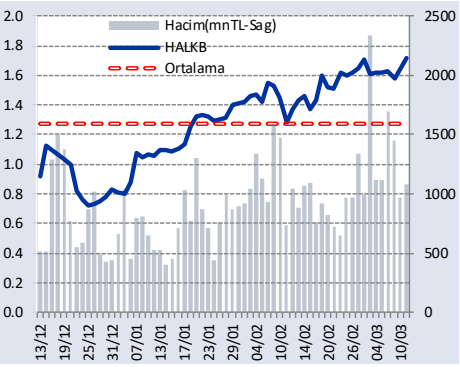

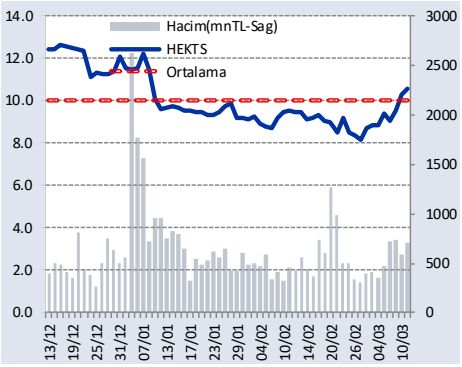

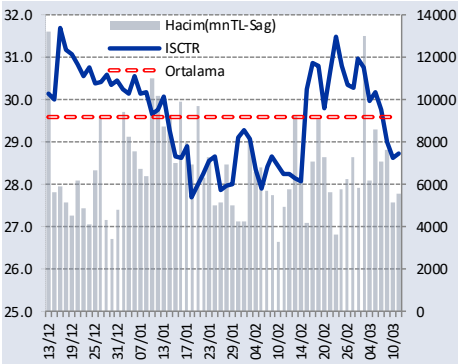

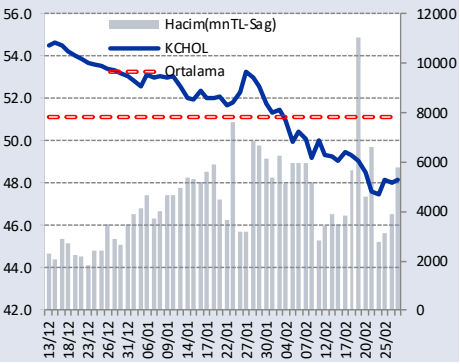

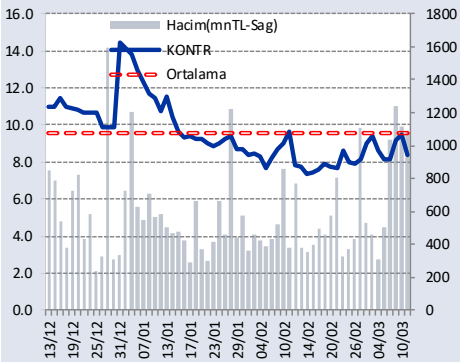

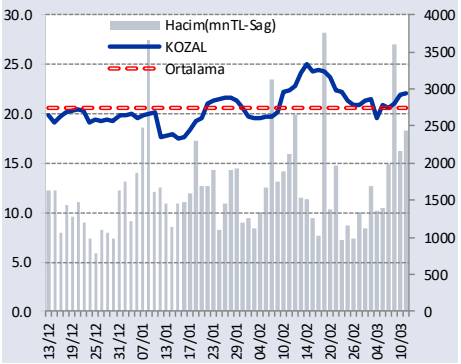

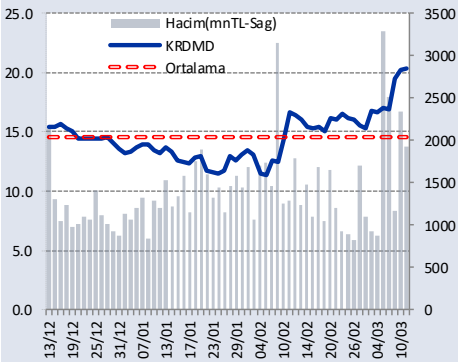

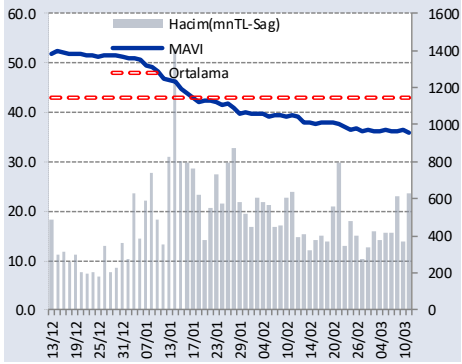

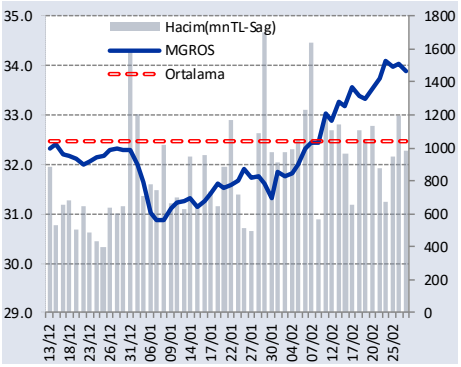

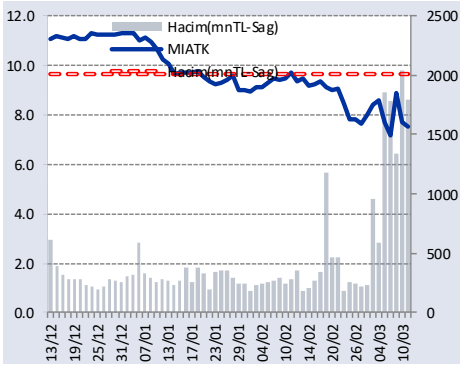

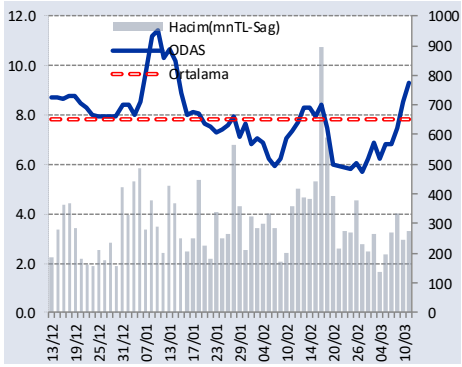

Lütfen raporumuzun sonunda yer alan bilgilendirme notuna bakınız.

GÜNLÜK YABANCI ORANLARI TABLOSU

YABANCI ORANI GRAFİKLERİ BIST-50 İÇİN

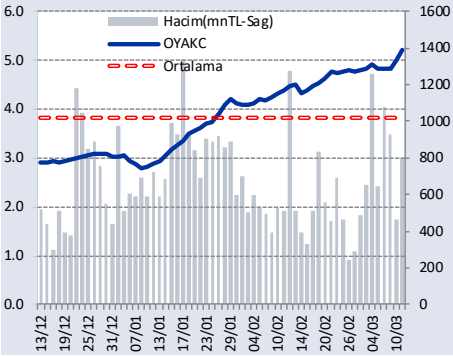

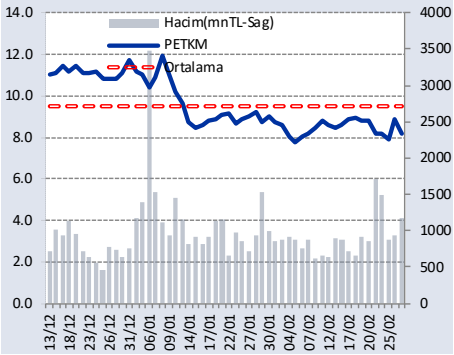

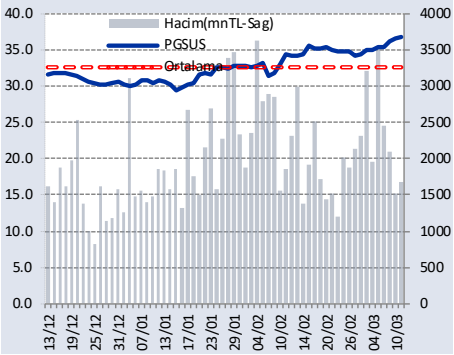

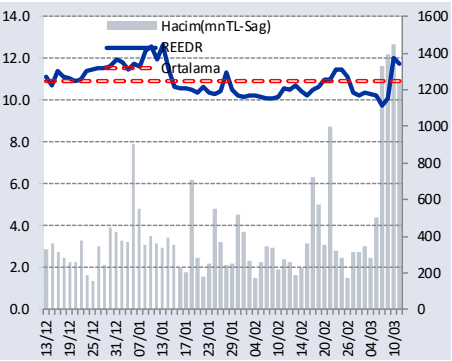

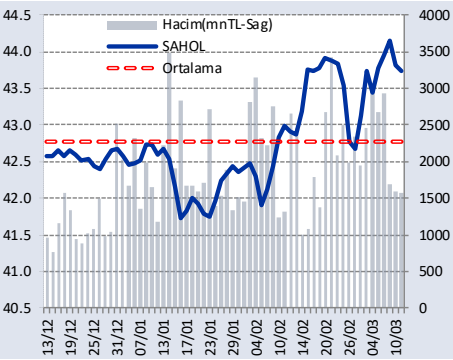

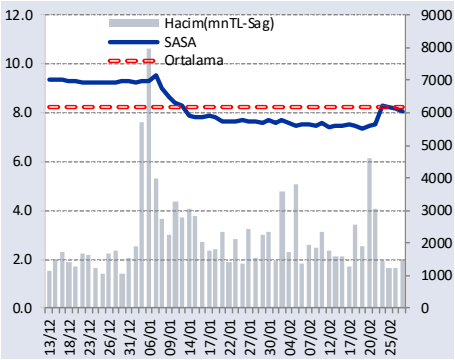

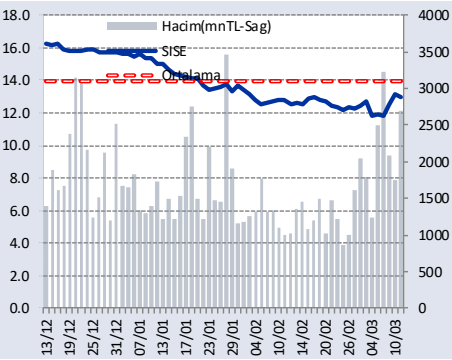

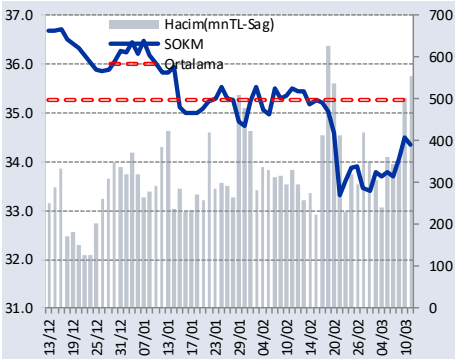

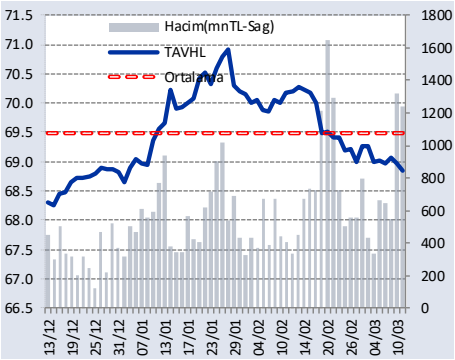

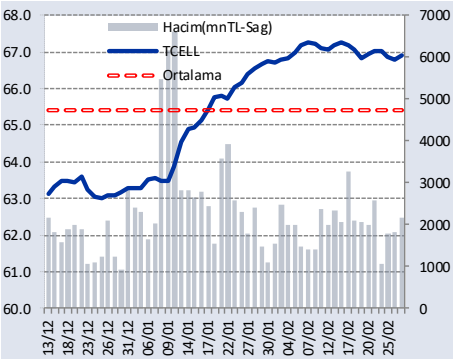

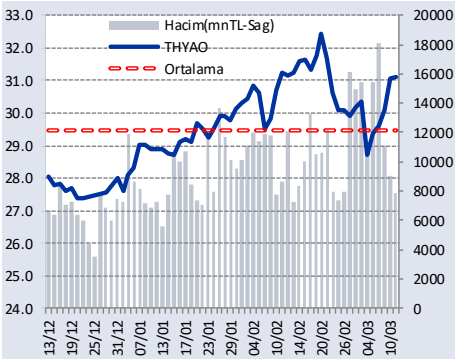

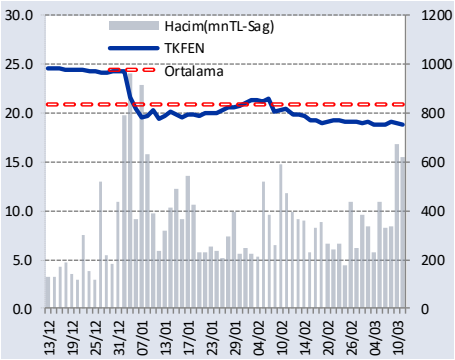

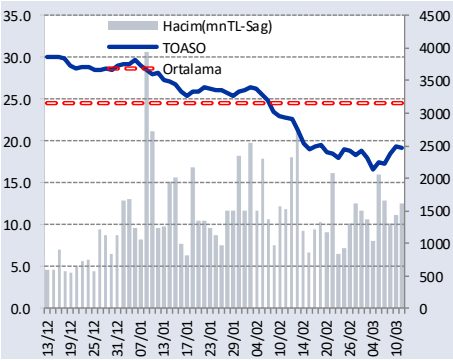

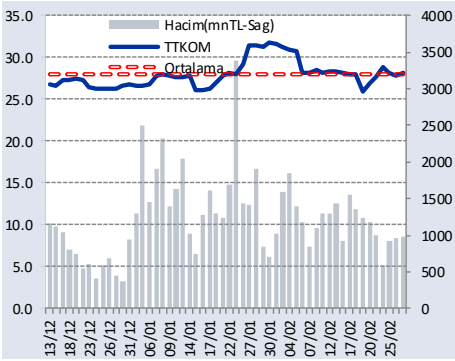

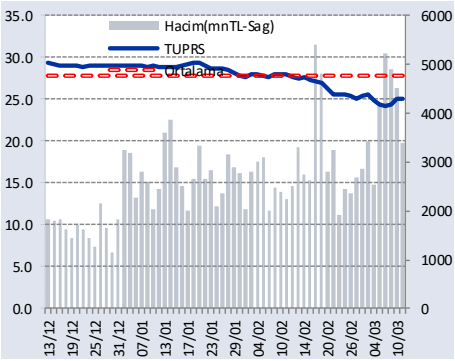

Lütfen raporumuzun sonunda yer alan bilgilendirme notuna bakınız.

GÜNLÜK YABANCI ORANLARI TABLOSU

YABANCI ORANI GRAFİKLERİ BIST-50 İÇİN

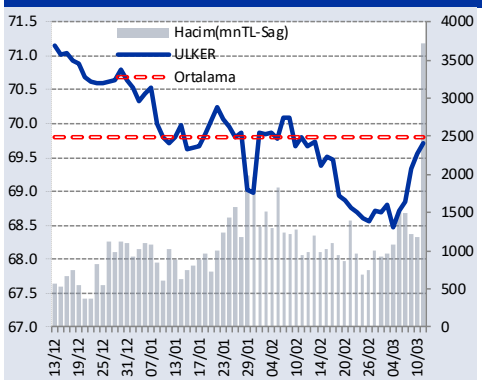

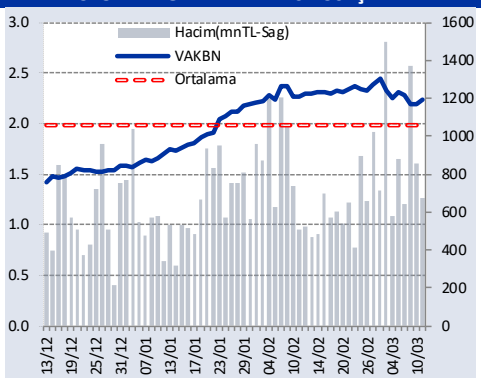

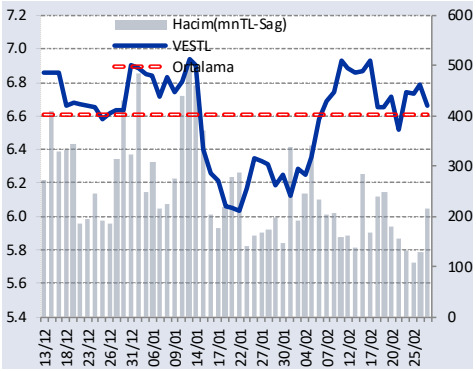

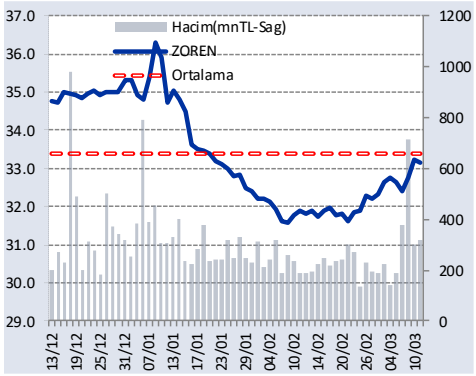

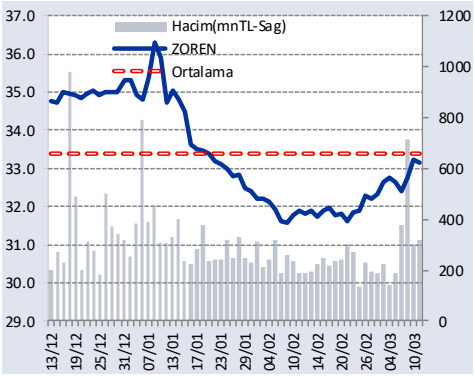

Bilgilendirme notu: Seçilmiş aracı kurumların takas toplamları ile hesaplanmaktadır. Farklı kurumlarda tutulan yabancı takasları olabilir, bu durum hisseler için hesaplanan oranlarda farklılıklar yaratabilir.

Öneri bilgilendirmesi: İş Yatırım Menkul Değerler A.Ş.'nin (İş Yatırım) BIST'te halka açık şirketler için AL, TUT ve SAT yönündeki önerileri BIST-100 endeksinin (endeks) beklenen getirisine göre değerlendirilmektedir. Tüm bu öneriler İş Yatırım Araştırma Bölümü analistleri tarafından şirketlerin ileride elde edeceği tahmin edilen karları, nakit akımları ve bilançolarına göre bağımsız olarak değerlendirilir. Ek olarak, analistler koşulların elverişsiz olduğu veya doğru değerlendirme yapmanın mümkün olmadığı durumlarda bazı hisse senetleri için geçici olarak GÖZDEN GEÇİRİLİYOR önerisi verebilirler. Münferit her şirket için yatırım önerisi sırasıyla belirtilen şu kriterlere göre değerlendirilir;

İŞ Yatırım Hisse senedi tavsiye metodolojisi:
Artış Potansiyeli > %25 : AL
%10 < Artış Potansiyeli < %25 :TUT
Artış Potansiyeli < %10 : SAT

Her sınır değeri için analist +/- %5 kanaat kullanabilmektedir.

Burada yer alan bilgiler İş Yatırım Menkul Değerler A.Ş. tarafından bilgilendirme amacı ile hazırlanmıştır. Yatırım bilgi, yorum ve tavsiyeleri yatırım danışmanlığı kapsamında değildir. Yatırım danışmanlığı hizmeti; aracı kurumlar, portföy yönetim şirketleri, mevduat kabul etmeyen bankalar ile müşteri arasında imzalanacak yatırım danışmanlığı sözleşmesi çerçevesinde sunulmaktadır. Burada yer alan yorum ve tavsiyeler, yorum ve tavsiyede bulunanların kişisel görüşlerine dayanmaktadır. Herhangi bir yatırım aracının alım-satım önerisi ya da getiri vaadi olarak yorumlanmamalıdır. Bu görüşler mali durumunuz ile risk ve getiri tercihlerinize uygun olmayabilir. Bu nedenle, sadece burada yer alan bilgilere dayanarak yatırım kararı verilmesi beklentilerinize uygun sonuçlar doğurmayabilir.

Burada yer alan fiyatlar, veriler ve bilgilerin tam ve doğru olduğu garanti edilemez; içerik, haber verilmeksizin değiştirilebilir. Tüm veriler, İş Yatırım Menkul Değerler A.Ş. tarafından güvenilir olduğuna inanılan kaynaklardan alınmıştır. Bu kaynakların kullanılması nedeni ile ortaya çıkabilecek hatalardan İş Yatırım Menkul Değerler A.Ş. sorumlu değildir.