İŞ YATIRIM

GÜNLÜK YABANCI ORANLARI TABLOSU

GÜNLÜK DEĞİŞİME GÖRE

BİST'in yabanci payi gunluk değişimi 0.59 Puan

En Çok Artan	Cari Deger	09/09/2025	Puan	HAO %	Günlük	En Çok Azalan	Cari Deger	09/09/2025	Puan	HAO %	Günlük
Hisseler	Yabancı Payi	Yabancı Payi	Değ. bps		Getiri %	Hisseler	Yabancı Payi	Yabancı Payi	Değ. bps		Getiri %
SERNT	4.45	2.30	2.15	27	-0.8	SAMAT	0.09	3.55	-3.46	89	-9.5
KBORU	5.06	2.98	2.08	24	-3.6	DURKN	2.27	5.71	-3.44	32	-1.1
GLRMK	13.19	11.30	1.89	12	0.5	MEKAG	3.87	7.00	-3.13	27	-9.9
SAFKR	8.36	6.52	1.84	67	0.8	HDFGS	0.55	2.57	-2.02	79	-4.4
KONKA	7.51	5.98	1.54	19	0.3	KAPLM	4.36	6.34	-1.98	17	10.0
CGCAM	14.17	12.78	1.39	25	-10.0	KUTPO	13.36	15.01	-1.64	26	8.1
ARTMS	4.53	3.33	1.21	28	-2.4	RTALB	3.81	5.43	-1.62	85	-2.7
EDATA	2.78	1.70	1.08	36	-2.8	BEYAZ	2.40	3.87	-1.47	25	10.0
PRDGS	5.38	4.33	1.06	57	-1.2	PENTA	11.93	13.37	-1.45	40	-2.4
TUCLK	4.68	3.63	1.04	58	-2.6	SNICA	3.36	4.77	-1.41	54	3.0

HAFTALIK DEĞİŞİME GÖRE

BİST'in yabanci payi haftalik değişim 0.20 Puan

En Çok Artan	Cari Deger	03/09/2025	Puan	HAO %	Hafta	En Çok Azalan	Cari Deger	03/09/2025	Puan	HAO %	Hafta
Hisseler	Yabancı Payi	Yabancı Payi	Değ. bps		Getiri %	Hisseler	Yabancı Payi	Yabancı Payi	Değ. bps		Getiri %
RGYAS	65.21	24.04	41.17	11	0.5	SEGMN	5.33	11.07	-5.74	22	3.6
CGCAM	14.17	5.92	8.25	25	-8.6	BINBN	39.60	44.80	-5.20	15	-21.5
EYGYO	17.72	12.63	5.09	33	9.0	PGSUS	25.97	29.94	-3.97	46	-3.6
GUNDG	22.30	17.43	4.87	26	7.6	EKGYO	39.70	42.78	-3.09	48	7.4
HRKET	7.97	3.72	4.25	21	1.2	FMIZP	2.30	5.04	-2.74	22	-4.4
KRGYO	5.34	1.46	3.89	26	-2.6	EUREN	5.88	8.62	-2.73	37	-12.3
ONRYT	16.31	12.51	3.79	31	-1.0	KAPLM	4.36	7.04	-2.69	17	56.4
SERNT	4.45	0.68	3.77	27	5.1	BJKAS	13.25	15.83	-2.58	30	-6.6
OZYSR	15.95	12.24	3.72	28	0.8	SAMAT	0.09	2.63	-2.54	89	7.4
VERTU	5.40	1.84	3.55	36	-1.5	PETKM	9.69	12.00	-2.30	48	-6.8

AYLIK DEĞİŞİME GÖRE

BİST'in yabanci payi aylık değişimi -4.98 Puan

En Çok Artan	Cari Deger	11/08/2025	Puan	HAO %	Ay	En Çok Azalan	Cari Deger	11/08/2025	Puan	HAO %	Ay
Hisseler	Yabancı Payi	Yabancı Payi	Chng. bps		Getiri %	Hisseler	Yabancı Payi	Yabancı Payi	Chng. bps		Getiri %
RGYAS	65.21	24.04	41.16	11	3.8	PGSUS	25.97	37.76	-11.80	46	-18.7
EYGYO	17.72	4.23	13.49	33	63.7	EFORC	13.98	22.48	-8.50	25	-12.0
CGCAM	14.17	1.52	12.64	25	7.2	CUSAN	2.98	11.22	-8.24	26	16.6
ONCSM	14.57	4.72	9.85	36	0.2	BINBN	39.60	47.53	-7.92	15	-25.5
ONRYT	16.31	7.63	8.68	31	5.3	ESEN	7.06	13.77	-6.70	37	-22.0
HRKET	7.97	1.02	6.95	21	-1.4	CEOEM	1.16	7.31	-6.15	51	6.7
KLKIM	9.33	2.66	6.66	26	10.5	KGYO	4.72	10.85	-6.14	31	-3.0
GUNDG	22.30	15.96	6.34	26	55.1	MGROS	27.97	34.05	-6.08	51	-20.3
BYDNR	15.58	9.34	6.24	21	-0.5	SEGMN	5.33	11.23	-5.90	22	-1.0
KONKA	7.51	1.54	5.97	19	28.9	ESCAR	16.16	22.05	-5.89	20	-37.2

YILİÇİ DEĞİŞİME GÖRE

BİST'in yabanci payi yıliçi değişimi 1.01 Puan

En Çok Artan	Cari Deger	31/12/2024	Puan	HAO %	Yıliçi	En Çok Azalan	Cari Deger	31/12/2024	Puan	HAO %	Yıliçi
Hisseler	Yabancı Payi	Yabancı Payi	Chng. bps		Getiri %	Hisseler	Yabancı Payi	Yabancı Payi	Chng. bps		Getiri %
RGYAS	65.21	18.33	46.88	11	5.8	MAGEN	8.98	32.37	-23.39	24	180.8
ASTOR	46.17	18.47	27.70	28	2.3	IHYAY	0.96	21.19	-20.23	74	-27.3
OZATD	23.58	3.08	20.50	18	149.3	AEFES	36.65	55.14	-18.49	33	-21.0
ASELS	53.54	33.77	19.78	26	144.7	MAVI	34.26	51.29	-17.03	73	-5.6
DOBUR	18.73	0.43	18.30	30	115.6	NATEN	2.18	18.95	-16.77	36	-39.7
EYGYO	17.72	0.39	17.32	33	131.4	ALKLC	7.07	22.69	-15.62	29	119.6
DOCO	44.63	27.92	16.72	86	62.5	KCHOL	41.12	53.08	-11.95	26	-1.8
MPARK	46.51	30.64	15.87	42	-8.4	TKFEN	12.41	24.34	-11.93	31	26.9
GUNDG	22.30	6.45	15.85	26	100.8	PLTUR	2.18	14.11	-11.92	20	-18.0
ONRYT	16.31	0.49	15.81	31	4.7	DCTTR	0.26	11.49	-11.23	38	0.9

BIST YILİÇİ YABANCI ORANI GRAFİĞİ

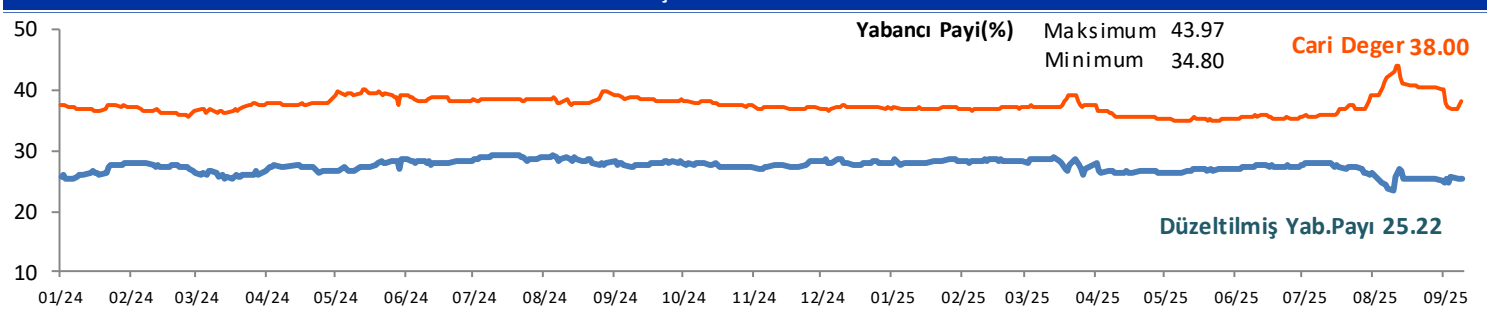

Lütfen raporumuzun sonunda yer alan bilgilendirme notuna bakınız.

GÜNLÜK YABANCI ORANLARI TABLOSU

CARİ HİSSE YABANCI ORANLARI (4.0 bps'den büyük olanlar)									
Hisse	Yabancı Payi(%)	Hisse	Yabancı Payi(%)	Hisse	Yabancı Payi(%)	Hisse	Yabancı Payi(%)	Hisse	Yabancı Payi(%)
A1YEN	4.93	CEMTS	4.36	IHLAS	11.12	MPARK	46.51	THYAO	29.75
ADESE	16.18	CEMZY	13.02	IHLGM	17.69	MRSHL	80.73	TKFEN	12.41
AEFES	36.65	CGCAM	14.17	IMASM	4.41	MSGYO	6.71	TKNSA	6.63
AGESA	52.66	CIMSA	9.43	INDES	15.18	MTRKS	7.20	TMSN	5.09
AGHOL	22.98	CONSE	9.99	INVES	8.71	NTGAZ	12.86	TNZTP	16.17
AGROT	5.45	CRFSA	9.78	IPEKE	12.35	NTHOL	10.96	TOASO	20.05
AHGAZ	16.24	CWENE	8.14	ISCTR	27.42	NUHCM	19.28	TRCAS	5.23
AHSGY	5.77	DAGI	4.20	ISDMR	14.41	OBASE	10.38	TRGYO	21.18
AKBNK	51.24	DAPGM	7.73	ISFIN	14.21	ODAS	9.40	TSKB	25.91
AKCNS	15.07	DESA	18.37	ISGYO	8.81	ODINE	13.74	TTKOM	38.22
AKFGY	4.78	DESPC	7.21	ISKPL	25.44	OFSYM	10.41	TTRAK	28.64
AKFIS	6.22	DGATE	13.14	ISMEN	35.75	ONCSM	14.57	TUCLK	4.68
AKFYE	40.69	DITAS	4.86	IZENR	10.31	ONRYT	16.31	TUKAS	5.16
AKGRT	26.64	DMRGD	9.07	IZFAS	6.76	ORGE	18.14	TUPRS	30.81
AKSA	19.69	DOAS	15.25	IZMDC	7.87	OSMEN	4.67	TUREX	4.11
AKSEN	4.59	DOBUR	18.73	KAPLM	4.36	OSTIM	4.63	TURSG	6.63
AKSGY	7.93	DOCO	44.63	KAREL	6.66	OTKAR	22.03	ULKER	71.95
ALARK	10.71	DOFER	11.24	KAYSE	10.67	OTTO	5.97	ULUFA	6.50
ALBRK	27.72	DOHOL	18.85	KBORU	5.06	OYAKC	5.33	ULUSE	79.37
ALCTL	9.23	DSTKF	10.19	KCAER	20.34	OYYAT	7.81	ULUUN	7.65
ALFAS	7.53	EBEBK	10.64	KCHOL	41.12	OZATD	23.58	UNLU	6.22
ALGYO	6.80	ECILC	7.08	KGYO	4.72	OZKGY	7.67	VAKFN	5.26
ALKIM	7.39	ECZYT	4.21	KIMMR	21.40	OZSUB	7.00	VAKKO	11.46
ALKLC	7.07	EFORC	13.98	KLGYO	7.03	OZYSR	15.95	VERTU	5.40
ANELE	68.62	EGEEN	11.34	KLKIM	9.33	PAGYO	4.45	VERUS	40.30
ANGEN	6.34	EGEGY	17.04	KLMSN	9.82	PASEU	18.73	VESBE	8.78
ANHYT	15.38	EKGYO	39.70	KLNMA	5.00	PATEK	10.27	VKGYO	9.48
ANSGR	10.10	EKSUN	5.57	KLRHO	23.01	PCILT	12.04	VSNMD	4.65
ARASE	8.60	ENERY	11.86	KLSER	5.90	PEKGY	6.88	YATAS	15.43
ARCLK	18.17	ENJSA	27.11	KLSYN	6.76	PENTA	11.93	YEOTK	7.87
ARENA	26.20	ENKAI	28.78	KLYPV	7.86	PETKM	9.69	YGGYO	4.81
ARSAN	5.00	ENSRI	4.90	KMPUR	5.31	PETUN	4.65	YIGIT	5.20
ARTMS	4.53	ENTRA	5.41	KONKA	7.51	PGSUS	25.97	YKBNK	30.38
ARZUM	5.80	EPLAS	5.63	KONTR	6.99	PKART	35.14	YKSLN	4.91
ASELS	53.54	EREGL	18.09	KONYA	55.72	PNLSN	5.77	YUNSA	5.98
ASTOR	46.17	ESCAR	16.16	KORDS	6.45	POLHO	12.78	YYAPI	4.06
ASUZU	7.82	ESEN	7.06	KOTON	5.41	POLTK	32.81	YYLGD	9.17
ATAKP	5.91	EUPWR	11.70	KOZAA	24.04	PRDGS	5.38	ZEDUR	5.91
ATATP	5.47	EUREN	5.88	KOZAL	26.11	PRKME	6.08	ZOREN	31.54
AVHOL	4.89	EYGYO	17.72	KRDMA	10.90	QUAGR	11.27	ZRGYO	7.50
AVPGY	4.22	FADE	6.84	KRDMB	4.02	RALYH	13.44		
AYDEM	13.78	FRIGO	4.64	KRDMD	11.45	RAYSG	87.27		
AYEN	5.52	FROTO	37.17	KRGYO	5.34	REEDR	9.29		
AYGAZ	55.90	GARAN	8.54	KRONT	5.77	RGYAS	65.21		
BAGFS	10.51	GENIL	22.59	KRPLS	6.24	RYGYO	36.43		
BAHKM	7.02	GESAN	11.39	KRSTL	15.13	RYSAS	57.65		
BAKAB	4.50	GIPTA	9.52	KRVGD	14.64	SAFKR	8.36		
BALSU	16.22	GLBMD	4.08	KTLEV	10.26	SAHOL	44.72		
BANVT	78.51	GLCVY	8.06	KTSKR	5.25	SANKO	4.95		
BARMA	4.91	GLRMK	13.19	KUTPO	13.36	SARKY	4.71		
BASGZ	9.73	GLRYH	6.63	KUYAS	9.33	SASA	18.17		
BERA	13.12	GLYHO	21.99	KZBGY	7.20	SEGMN	5.33		
BFREN	26.96	GMTAS	10.28	KZGYO	7.70	SEGYO	7.50		
BIENY	4.61	GOKNR	5.95	LIDER	9.68	SELEC	13.81		
BIMAS	48.52	GOLTS	6.56	LIDFA	10.99	SELGD	5.35		
BINBN	39.60	GOODY	54.78	LINK	6.31	SERNT	4.45		
BIOEN	9.01	GOZDE	6.17	LKMNH	5.88	SISE	10.60		
BIZIM	4.65	GRSEL	7.05	LMKDC	7.62	SKBNK	6.07		
BJKAS	13.25	GRTHO	18.15	LOGO	43.50	SMRTG	10.36		
BMSTL	5.79	GSDHO	16.02	LYDHO	18.67	SMRVA	10.54		
BOBET	4.89	GUBRF	15.63	LYDYE	12.55	SNGYO	10.13		
BORLS	9.94	GUNDG	22.30	MAALT	5.52	SOKM	34.98		
BRISA	8.16	GWIND	10.72	MACKO	14.80	SRVGY	10.53		
BRSAN	8.10	GZNMI	4.83	MAGEN	8.98	SUNTK	11.30		
BRYAT	5.64	HATSN	4.97	MARBL	5.70	SUWEN	13.26		
BSOKE	9.30	HEKTS	15.46	MAVI	34.26	TABGD	28.79		
BTCIM	10.71	HLGYO	4.03	MEDTR	9.78	TATEN	8.39		
BUCIM	4.15	HRKET	7.97	MEGMT	4.91	TATGD	11.71		
BULGS	11.04	HTTBT	30.53	MERCN	10.75	TAVHL	69.74		
BYDNR	15.58	HUNER	7.32	MGROS	27.97	TCELL	70.17		
CANTE	5.27	IEYHO	5.45	MNDTR	83.17	TCKRC	19.87		
CATES	4.01	IHAAS	46.48	MOBTL	4.52	TERA	14.27		
CCOLA	79.75	IHEVA	4.01	MOGAN	8.29	TEZOL	4.31		

Lütfen raporumuzun sonunda yer alan bilgilendirme notuna bakınız.

Yabancı oranı 0,1'den büyük olanlar gösterilmektedir.

GÜNLÜK YABANCI ORANLARI TABLOSU

Yabancı Oranı 10 Günlük Artış Matrisi (10 Gündür Sürekli Artan Hisseler)													
		Günlük Yabancı Oranları (%)											Gün Sayısı
Hisse	HAO(%)	10/09	09/09	08/09	05/09	04/09	03/09	02/09	01/09	29/08	28/08	27/08	
AKSGY	47.23	7.93	7.87	7.81	7.75	7.71	7.70	7.69	7.66	7.63	7.55	7.48	10
GMTAS	99.44	10.28	9.98	9.62	9.56	9.33	8.74	8.71	8.62	8.44	8.32	8.17	10
GSDHO	58.73	16.02	15.93	15.90	15.89	15.86	15.46	15.30	15.16	15.12	15.10	14.91	10
GUNDG	25.62	22.30	21.63	20.44	20.07	19.71	17.43	16.69	16.23	14.65	14.21	13.22	10
INDES	61.23	15.18	15.02	14.87	14.71	14.51	14.43	14.26	14.09	13.90	13.87	13.83	10
KLMSN	31.24	9.82	9.76	9.54	9.17	8.91	7.84	7.43	7.34	7.31	6.87	6.72	10
KRONT	65.16	5.77	5.46	5.16	5.09	4.72	4.06	3.59	3.57	3.30	2.68	2.52	10
OYYAT	30.34	7.81	7.74	7.64	7.63	7.60	7.58	7.55	7.54	7.47	7.46	7.38	10
PSDTC	74.74	2.29	2.29	2.25	2.07	1.97	1.76	1.29	1.24	0.88	0.64	0.38	10
SANKO	13.49	4.95	4.87	3.62	3.46	3.25	2.93	2.78	2.75	2.67	2.60	2.58	10
TATGD	43.66	11.71	11.46	11.41	11.41	11.23	10.78	10.63	10.61	10.60	10.42	10.29	10
TERA	34.41	14.27	13.61	13.29	12.85	12.77	12.16	11.65	11.53	11.44	11.38	9.28	10
A1YEN	69.74	4.93	4.31	4.20	4.01	3.31	3.31	3.03	2.92	2.79	1.59		9
INTEM	12.62	1.62	1.49	1.30	1.22	1.11	1.01	0.97	0.86	0.85	0.83		9
PASEU	32.03	18.73	18.52	18.28	18.00	17.77	17.61	17.20	17.16	17.11	17.10		9
BERA	66.52	13.12	12.92	12.81	12.65	12.59	12.58	12.21	12.07	11.94			8
GEDZA	52.61	1.50	1.17	1.15	0.92	0.70	0.62	0.38	0.19	0.11			8
IHEVA	72.19	4.01	3.98	3.87	3.77	3.55	3.38	3.23	3.22	3.12			8
KRGYO	25.79	5.34	4.92	4.63	3.59	2.41	1.46	0.93	0.44	0.40			8
LIDER	30.9	9.68	9.60	9.58	9.52	9.44	9.42	9.37	9.28	9.27			8
MARBL	25.97	5.70	5.67	5.60	5.44	4.73	4.33	3.79	3.69	3.62			8
YGGYO	82.29	4.81	4.80	4.79	4.78	4.76	4.75	4.74	4.73	4.73			8
BUCIM	36.11	4.15	4.08	4.07	4.06	4.01	3.96	3.95	3.94				7
HATSN	19.98	4.97	4.32	4.09	4.07	3.36	2.51	2.27	1.96				7
HRKET	20.75	7.97	7.32	7.12	5.48	4.21	3.72	3.23	3.11				7
HTTBT	26.59	30.53	30.42	30.35	30.30	30.09	29.89	29.60	29.60				7
ISSEN	19.34	0.98	0.89	0.87	0.85	0.52	0.27	0.27	0.23				7
LUKSK	16.96	1.32	1.12	0.98	0.92	0.87	0.82	0.63	0.58				7
NUHCM	18.87	19.28	19.22	19.22	19.19	19.13	19.09	19.06	19.06				7
OBASE	31.4	10.38	9.88	8.95	8.70	7.64	6.83	6.49	6.46				7
PAGYO	36.97	4.45	4.35	4.29	4.29	4.21	4.20	4.13	4.11				7
PRKAB	16.23	3.91	3.46	3.27	2.92	2.59	2.32	2.15	2.13				7
TLMAN	39.43	3.95	3.52	3.30	2.93	2.49	2.17	1.94	1.92				7
BMSTL	49.83	5.79	5.69	5.19	5.11	4.43	3.69	3.40					6
BORLS	34.57	9.94	9.12	9.06	8.72	8.46	7.84	7.71					6
ECZYT	18.34	4.21	4.08	4.00	4.00	3.83	3.59	3.45					6
ERBOS	58.25	2.05	2.03	1.91	1.88	1.88	1.81	1.76					6
GZNMI	41.86	4.83	4.35	4.28	4.06	3.75	3.74	3.52					6
KIMMR	27.06	21.40	21.32	21.06	20.96	20.71	20.56	19.89					6
KLSER	21.24	5.90	5.86	5.84	5.69	5.52	5.42	5.29					6
KORDS	28.61	6.45	6.38	6.37	6.30	6.29	6.03	6.01					6
KRPLS	44.93	6.24	5.75	5.37	5.23	4.84	4.53	4.26					6
KRVGD	27.52	14.64	14.56	14.22	14.03	13.90	13.26	13.10					6
LMKDC	30.19	7.62	7.43	7.30	6.90	6.68	6.61	6.53					6
OZSUB	33.32	7.00	6.84	6.75	6.48	6.26	5.80	5.51					6
PNLSN	27.98	5.77	5.65	5.51	5.37	5.06	5.04	4.63					6
PRKME	31.46	6.08	5.95	5.82	5.78	5.41	5.08	5.03					6
SEKFK	51.1	1.74	1.69	1.65	1.65	1.60	1.56	1.52					6
VBTYZ	44.92	3.96	3.55	3.44	3.28	3.11	3.10	2.89					6
VERTU	36.36	5.40	4.50	4.22	3.85	3.29	1.84	1.12					6
ZEDUR	39.97	5.91	5.52	5.31	5.05	4.38	3.88	3.48					6
ARSAN	36.11	5.00	4.78	4.54	4.41	4.23	3.31						5
BSOKE	25.14	9.30	9.21	8.35	7.39	6.73	6.00						5
CGCAM	24.99	14.17	12.78	10.09	8.76	7.67	5.92						5
DESPC	50.85	7.21	6.57	6.20	6.08	5.98	5.83						5
ENJSA	19.97	27.11	27.11	27.01	26.88	26.58	26.52						5
ESEN	37.49	7.06	6.74	6.45	6.40	5.39	4.28						5
ETYAT	91.58	1.84	1.51	1.40	1.12	0.87	0.62						5
EYGYO	32.83	17.72	16.70	15.79	14.97	13.78	12.63						5
ISFIN	38.95	14.21	13.97	13.85	13.79	13.61	13.47						5
MRSHL	6.38	80.73	80.39	80.29	80.24	80.19	80.04						5
PAMEL	23.88	3.77	3.58	3.50	3.39	3.23	2.98						5
QNBTR	0.12	0.00	0.00	0.00	0.00	0.00	0.00						5
SANEL	83.81	1.86	1.79	1.73	1.67	1.57	1.31						5
SMART	93.09	3.72	2.95	2.80	2.40	1.69	1.47						5
TABGD	20.08	28.79	28.47	28.43	28.02	27.78	27.62						5
TATEN	24.99	8.39	8.10	8.00	7.96	7.90	7.68						5
TCELL	53.94	70.17	70.06	69.97	69.97	69.75	69.72						5
TEKTU	65.12	3.73	3.73	3.73	3.73	3.73	3.73						5
ADGYO	27.97	3.19	3.11	2.98	2.96	2.73							4
AGHOL	37.87	22.98	22.98	22.88	22.79	22.69							4
AKMGY	9.87	0.77	0.76	0.76	0.75	0.74							4
AZTEK	25.53	1.71	1.47	1.40	1.22	0.81							4
BAGFS	61.2	10.51	9.87	9.70	9.60	9.48							4
BORSK	29.15	2.20	2.13	1.96	1.20	0.67							4
BRKSN	66.8	1.05	0.71	0.45	0.37	0.24							4
CMENT	2.71	0.17	0.17	0.17	0.17	0.17							4
COSMO	67.87	1.66	1.66	1.65	1.65	1.62							4
DEVA	17.73	1.00	0.96	0.92	0.85	0.84							4
GLBMD	24.26	4.08	3.95	3.92	3.78	3.64							4

Yabancı Oranı 10 Günlük Artış Matrisi (10 Gündür Sürekli Artan Hisseler)													
		Günlük Yabancı Oranları (%)											Gün Sayısı
Hisse	HAO(%)	10/09	09/09	08/09	05/09	04/09	03/09	02/09	01/09	29/08	28/08	27/08	
GOODY	25.2	54.78	54.70	54.69	54.64	54.59							4
KARSN	39.4	3.64	3.59	3.45	3.15	3.05							4
KONYA	15.95	55.72	55.65	55.64	55.64	55.57							4
PKART	33.79	35.14	34.92	34.79	34.42	34.25							4
POLTK	19.72	32.81	32.75	32.72	32.70	32.60							4
RGYAS	11.33	65.21	65.20	24.26	23.92	23.80							4
SERNT	27.28	4.45	2.30	1.81	0.97	0.59							4
TMPOL	63.07	3.63	3.62	3.02	0.75	0.60							4
UFUK	39.82	3.28	3.27	3.27	3.27	3.26							4
VAKKO	13.24	11.46	11.26	11.15	10.77	10.67							4
VKING	38.11	0.12	0.11	0.11	0.11	0.11							4
VRGYO	68.42	3.36	2.92	2.74	2.23	1.78							4
YATAS	58.95	15.43	15.42	15.15	15.14	14.88							4
ALKIM	46.52	7.39	7.38	7.22	7.19								3
ASGYO	23.43	3.31	3.00	2.96	1.27								3
BAKAB	17.49	4.50	4.40	4.31	4.12								3
BRKVY	24.28	1.23	0.77	0.74	0.55								3
DAPGM	28.75	7.73	7.52	5.60	5.56								3
EKSUN	27.25	5.57	5.41	5.40	4.94								3
FROTO	17.74	37.17	36.74	36.39	36.38								3
HLGYO	20.62	4.03	3.99	3.94	3.52								3
ISBIR	41.35	0.03	0.03	0.03	0.03								3
ISCTR	32.28	27.42	27.31	26.82	26.11								3
KCHOL	26.37	41.12	41.06	40.85	40.82								3
KLNMA	0.92	5.00	5.00	5.00	4.99								3
KONKA	19.34	7.51	5.98	5.61	5.02								3
MEPET	52.59	1.02	0.99	0.96	0.93								3
MTRKS	40.03	7.20	6.74	6.43	6.25								3
SAFKR	66.82	8.36	6.52	6.47	6.26								3
SKYLP	67.88	1.73	0.86	0.72	0.52								3
SMRVA	23.72	10.54	10.21	9.77	9.75								3
SOKE	24.45	3.64	3.39	3.34	3.28								3
AGYO	18.3	1.27	1.21	1.16									2
AHSGY	25.63	5.77	5.35	4.71									2
AKSEN	19.02	4.59	4.53	4.53									2
AKSUE	83.22	0.72	0.72	0.69									2
ALVES	41.99	0.22	0.15	0.13									2
ARASE	17.46	8.60	8.43	8.38									2
ARZUM	51.61	5.80	5.24	3.98									2
ATATP	19.48	5.47	5.15	4.87									2
AYCES	7.55	2.94	2.79	2.65									2
BFREN	15.43	26.96	26.60	26.60									2
BIOEN	39.56	9.01	8.57	8.42									2
BLCYT	49.07	3.23	2.83	2.42									2
BRSAN	19.64	8.10	7.67	7.37									2
BRYAT	15.35	5.64	5.56	5.53									2
BURVA	59.73	2.98	2.87	2.62									2
CEMZY	24.86	13.02	12.85	12.82									2
CLEBI	10.05	3.84	3.77	3.72									2
CWENE	29.13	8.14	7.94	7.94									2
DAGI	43.66	4.20	4.06	3.19									2
DGATE	40.73	13.14	12.96	12.74									2
DGGYO	5.56	0.06	0.05	0.05									2
DMSAS	51.9	3.70	3.58	3.33									2
DOCO	85.68	44.63	44.35	44.12									2
ECILC	18.74	7.08	7.05	6.85									2
EGEGY	30.57	17.04	16.69	16.31									2
EGPRO	13.12	0.92	0.77	0.75									2
EPLAS	71.65	5.63	5.44	5.29									2
EUHOL	88.58	0.24	0.24	0.24									2
EUYO	99.62	2.04	2.04	1.75									2
FRIGO	82.37	4.64	4.00	3.44									2
GLRYH	79.41	6.63	6.24	6.13									2
GRTHO	28.99	18.15	17.75	17.57									2
INVEO	18.93	0.96	0.86	0.84									2
KERVN	37.05	0.00	0.00	0.00									2
KLKIM	26.07	9.33	9.04	8.70									2
KLRHO	15	23.01	23.01	23.01									2
KRSTL	89.41	15.13	14.29	13.94									2
LRSHO	79.56	2.60	2.20	2.05									2
MAGEN	24.38	8.98	8.86	8.61									2
MNDTR	15.3	83.17	83.16	83.15									2
MZHLD	66.38	1.23	1.18	1.18									2
NIBAS	76.57	1.26	1.26	1.26									2
NTGAZ	38.44	12.86	12.80	12.73									2
OTKAR	27.17	22.03	21.77	21.52									2
PRZMA	73.84	0.51	0.37	0.34									2
QNBFK	0.6	0.00	0.00	0.00									2
RNPOL	55.96	3.20	3.05	2.98									2
SANFM	50.41	2.11	1.48	1.44									2
TCKRC	26.46	19.87	19.83	19.65									2

Lütfen raporumuzun sonunda yer alan bilgilendirme notuna bakınız.

GÜNLÜK YABANCI ORANLARI TABLOSU

Yabancı Oranı 10 Günlük Düşüş Matrisi (10 Gündür Sürekli Düşen Hisseler)

Hisse	HAO(%)	Günlük Yabancı Oranları (%)											Gün Sayısı
		10/09	09/09	08/09	05/09	04/09	03/09	02/09	01/09	29/08	28/08	27/08	
AFYON	48.97	2.57	2.63	2.67	2.70	2.73	2.79	2.82	2.88	2.94	2.97	3.03	10
PGSUS	46.3	25.97	26.09	27.76	28.35	28.86	29.94	30.80	32.69	33.24	33.35	37.37	10
GENIL	23.95	22.59	22.63	22.73	22.91	22.95	23.18	23.67	24.22	25.59	26.32		9
BIMAS	67.47	48.52	49.01	49.04	49.07	49.23	49.34	49.50	49.78				7
ANSGR	34.74	10.10	10.15	10.18	10.21	10.23	10.33	10.34					6
DOAS	39.46	15.25	15.54	15.87	16.22	16.31	17.30	17.79					6
MAVI	72.56	34.26	34.34	34.81	35.02	35.07	35.12	35.60					6
SEGMN	22.04	5.33	5.54	5.81	10.24	10.27	11.07	11.32					6
BASGZ	15.28	9.73	9.76	9.77	9.79	9.98	10.00						5
BRISA	10.2	8.16	8.19	8.30	8.40	8.59	8.63						5
TAVHL	49.2	69.74	70.06	70.16	70.22	70.34	70.46						5
ULKER	40.92	71.95	72.21	72.24	72.25	72.46	72.79						5
ALBRK	40.27	27.72	28.51	28.81	28.95	29.50							4
ALKA	18.91	1.32	1.41	1.75	1.96	2.28							4
BRLSM	48.17	1.04	1.30	1.52	2.04	4.41							4
CEOEM	50.62	1.16	1.20	2.56	3.26	4.22							4
DOHOL	35.65	18.85	19.14	19.39	19.44	19.51							4
GLCVY	18.88	8.06	8.12	8.28	9.10	10.35							4
KMPUR	26.84	5.31	5.45	5.60	5.71	5.72							4
MGROS	50.76	27.97	28.70	29.30	29.71	30.05							4
ORGE	52.26	18.14	18.17	18.23	18.34	18.46							4
SASA	26.27	18.17	18.55	19.96	20.10	20.42							4
YESIL	91.88	0.01	0.01	0.01	0.03	1.49							4
YUNSA	41.74	5.98	6.83	7.03	7.23	7.44							4
ANHYT	15.06	15.38	15.43	15.52	15.57								3
ATAGY	59.43	1.68	1.74	1.85	1.97								3
BANVT	8.29	78.51	78.52	78.57	78.59								3
BINBN	15.17	39.60	39.89	44.21	45.19								3
CRDFA	70.51	1.91	1.96	2.03	2.25								3
CRFSA	10.69	9.78	9.88	9.99	9.99								3
DZGYO	28.04	1.43	1.47	1.56	1.56								3
EGEPO	20.24	1.17	1.36	1.66	1.80								3
EREGL	47.25	18.09	18.40	18.88	19.40								3
IMASM	67.26	4.41	4.44	4.75	5.76								3
ISYAT	67.22	0.00	0.02	0.19	0.61								3
IZFAS	57.16	6.76	7.49	7.49	8.24								3
LYDHO	21.23	18.67	18.69	18.76	18.81								3
METUR	84.33	2.13	2.31	2.39	2.56								3
MIATK	58.32	3.71	4.00	4.22	4.84								3
MNDRS	49.64	3.17	3.32	3.90	4.17								3
NUGYO	50.23	3.77	3.77	3.80	3.85								3
PEKGY	83.22	6.88	6.94	7.01	7.26								3
PETKM	48.02	9.69	10.50	10.87	11.26								3
PETUN	33.08	4.65	4.76	4.80	4.86								3
SELGD	98.67	5.35	5.65	5.84	6.00								3
SMRTG	26.95	10.36	10.52	10.86	11.12								3
SOKM	45.73	34.98	35.44	35.59	35.73								3
SUWEN	65.02	13.26	13.37	13.66	14.07								3
TKFEN	30.87	12.41	12.42	12.48	12.74								3
TRHOL	53.68	1.16	1.16	1.17	1.18								3
TURSG	18.89	6.63	6.63	6.64	6.68								3
ZOREN	37.33	31.54	31.86	32.16	32.41								3
ACSEL	48.32	2.09	2.18	2.56									2
AGROT	32.12	5.45	5.83	6.21									2
AKCNS	20.53	15.07	15.31	15.65									2
AKENR	25.25	1.07	1.21	1.33									2
AKFYE	28.43	40.69	40.82	40.92									2
AKGRT	27.99	26.64	26.64	26.65									2
ALGYO	48.69	6.80	6.84	6.93									2
ANGEN	35.41	6.34	6.69	6.98									2
ASELS	25.78	53.54	53.54	53.87									2
AVTUR	69.33	0.78	0.78	0.78									2
BALSU	24.99	16.22	16.60	18.03									2
BARMA	19.96	4.91	5.77	5.83									2
BEGYO	34.4	0.13	0.72	1.19									2
BESLR	27.33	2.87	3.02	3.15									2
BJKAS	29.85	13.25	14.39	17.15									2
BNTAS	58.81	2.38	2.40	2.64									2
BOSSA	12.17	0.19	0.21	0.22									2
CASA	97.83	0.26	0.26	0.26									2
CVKMD	25.86	0.96	1.15	2.15									2
DARDL	31.38	0.64	0.73	1.10									2
DURKN	32.01	2.27	5.71	6.20									2
ELITE	31.36	1.06	1.12	1.42									2
ENSRI	21.55	4.90	4.93	4.94									2
GARAN	13.98	8.54	8.56	8.57									2
GENTS	54.63	0.40	0.46	0.65									2
GOZDE	30.4	6.17	6.19	6.19									2
GSDDE	31.97	2.57	2.63	2.83									2
HALKB	8.5	1.09	1.09	1.15									2

Yabancı Oranı 10 Günlük Düşüş Matrisi (10 Gündür Sürekli Düşen Hisseler)

Hisse	HAO(%)	Günlük Yabancı Oranları (%)											Gün Sayısı
		10/09	09/09	08/09	05/09	04/09	03/09	02/09	01/09	29/08	28/08	27/08	
HURGZ	18.77	2.60	2.96	3.19									2
ICBCT	7.16	1.48	2.00	2.09									2
ICUGS	96.62	1.64	1.64	1.85									2
IHAAS	34.36	46.48	46.70	47.04									2
IHGZT	59.41	2.94	4.19	5.41									2
IHLGM	74.76	17.69	17.84	18.17									2
INFO	58.46	3.30	3.45	3.90									2
IZINV	69.7	0.79	0.88	1.35									2
KAPLM	16.77	4.36	6.34	8.16									2
KATMR	79.77	3.99	4.43	6.49									2
KLSYN	24.98	6.76	6.78	7.08									2
KOCMT	23.34	1.90	2.70	3.07									2
KRDMD	92.84	11.45	11.69	11.98									2
KTSKR	30.23	5.25	5.52	6.07									2
KZBGY	34.62	7.20	7.90	8.70									2
KZGYO	24.98	7.70	7.86	7.96									2
MAKTK	52.22	3.18	3.34	4.00									2
MEGMT	23.66	4.91	5.03	5.65									2
MERIT	28.05	2.28	2.61	3.03									2
MPARK	41.73	46.51	46.65	46.77									2
NTHOL	22.55	10.96	10.99	11.00									2
OBAMS	25.22	3.79	3.82	4.77									2
OFSYM	15.54	10.41	10.53	10.60									2
ORCAY	59.51	0.76	0.79	0.93									2
OYAYO	52.58	0.58	0.65	0.81									2
PATEK	48.83	10.27	10.58	12.08									2
PENTA	39.97	11.93	13.37	14.29									2
PKENT	19.93	0.54	0.82	1.08									2
PLTUR	20.19	2.18	2.81	4.49									2
PSGYO	33.03	3.12	4.37	4.69									2
RAYSG	5.5	87.27	87.42	87.51									2
REEDR	48.89	9.29	9.53	10.10									2
SAHOL	53.22	44.72	44.75	44.96									2
SKTAS	59.77	3.27	4.32	5.07									2
SNICA	53.55	3.36	4.77	5.79									2
SURGY	22.7	2.78	3.30	4.37									2
TARKM	23.78	0.59	0.83	1.48									2
TBORG	5.01	3.06	3.10	3.40									2
TDGYO	72.48	0.82	0.83	0.83									2
TRILC	44.84	1.36	1.61	1.90									2
USAK	77.65	1.52	1.58	1.99									2
VAKBN	5.98	2.62	2.66	2.69									2
VESTL	47.21	3.18	3.32	3.59									2
YIGIT	24.94	5.20	5.52	6.02									2
ADESE	92.38	16.18	16.20										1
AGESA	19.87	52.66	52.78										1
AHGAZ	19.18	16.24	16.34										1
AKBNK	53.71	51.24	51.27										1
AKFGY	44.21	4.78	4.96										1
ALARK	37.09	10.71	10.97										1
ALCAR	15.92	1.72	1.83										1
AVOD	92.79	2.33	2.43										1
AVPGY	22.07	4.22	4.29										1
AYDEM	18.43	13.78	14.15										1
AYGAZ	24.16	55.90	55.92										1
BEYAZ	24.54	2.40	3.87										1
BIGCH	37.27	3.60	4.11										1
BOBET	29.98	4.89	5.50										1
BRMEN	65.31	0.27	0.27										1
BURCE	52.64	3.08	4.38										1
BVSAN	33.57	1.49	1.80										1
CANTE	70.61	5.27	5.39										1
CEMAS	83.61	0.58	0.89										1
CMBTN	49.56	0.87	1.18										1
CONSE	48.91	9.99	10.07										1
CUSAN	25.92	2.98	3.79										1
DENGE	87.42	0.47	0.83										1
DESA	17.96	18.37	18.48										1
DOFER	31.19	11.24	12.25										1
DSTKF	24.65	10.19	10.31										1
DYOBY	25.26	0.42	0.43										1
EGEEN	35.99	11.34	11.38										1
EGGUB	45.47	3.72	3.79										1
EGSER	34.32	2.45	2.49										1
EKGYO	48.35	39.70	40.10										1
EKOS	27.4	1.73	2.45										1
EMKEL	80.55	2.58	2.60										1
ENERY	24.32	11.86	12.97										1
ENKAI	8.27	28.78	28.82										1
ERCB	21.09	3.62	3.69										1
ESCAR	20.38	16.16	16.50										1

Lütfen raporumuzun sonunda yer alan bilgilendirme notuna bakınız.

GÜNLÜK YABANCI ORANLARI TABLOSU

YABANCI ORANI GRAFİKLERİ BIST-50 İÇİN

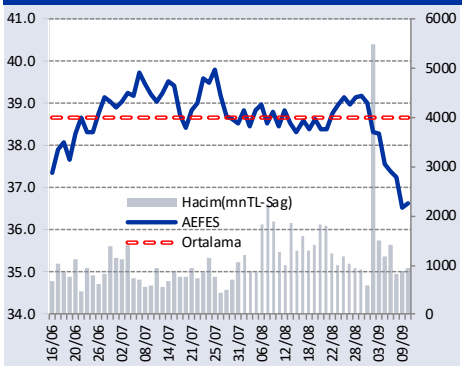

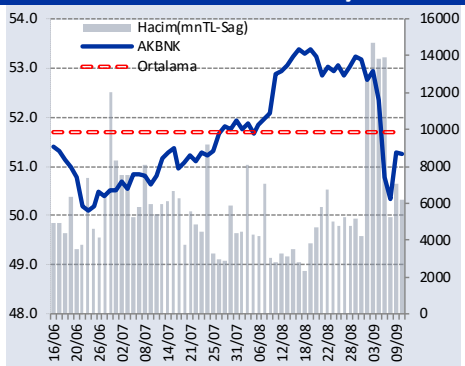

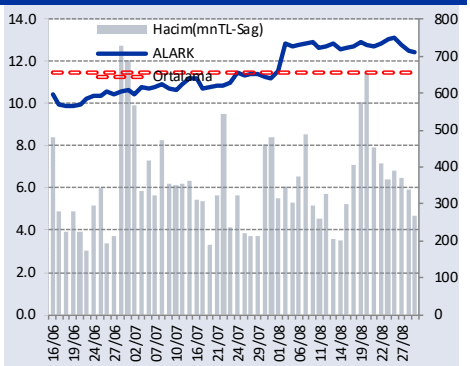

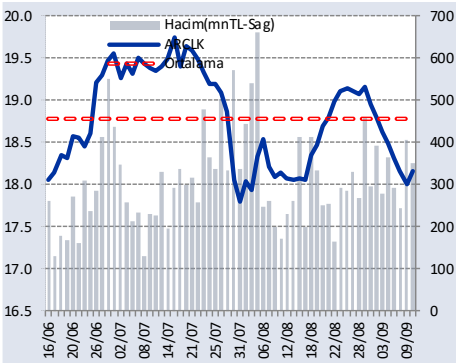

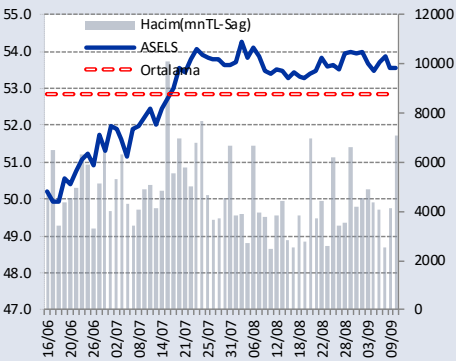

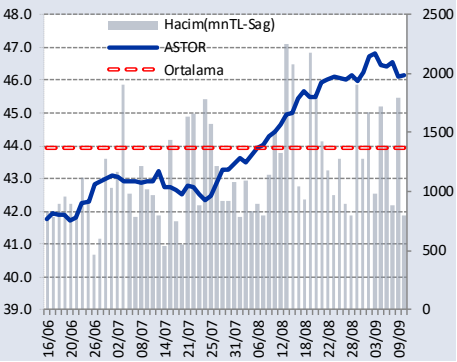

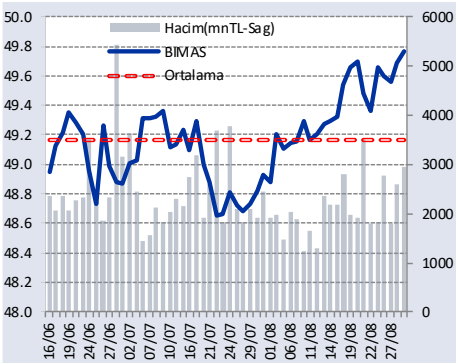

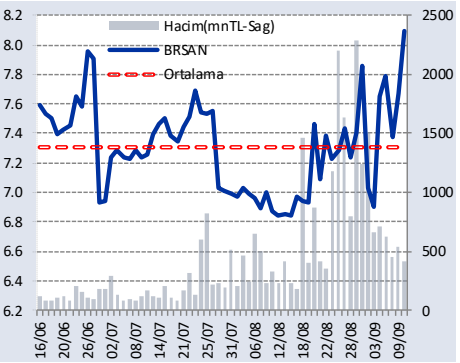

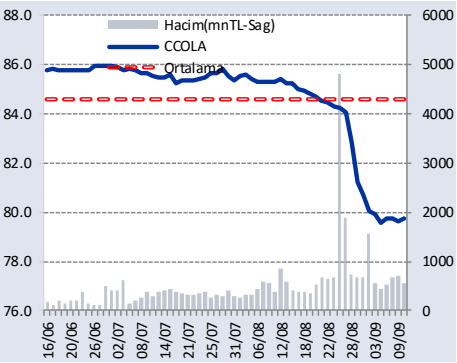

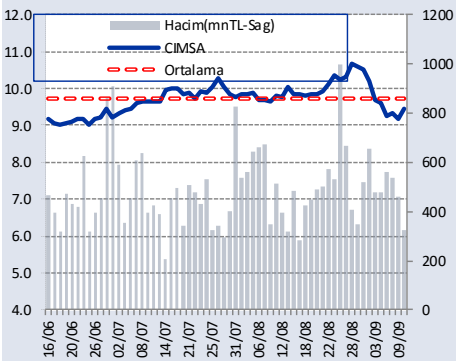

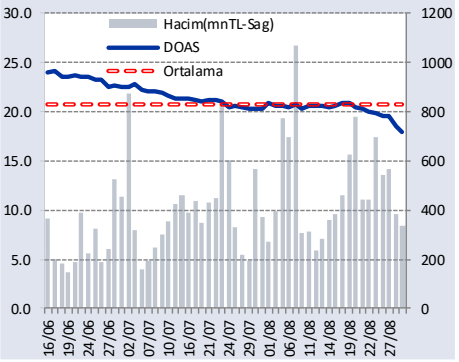

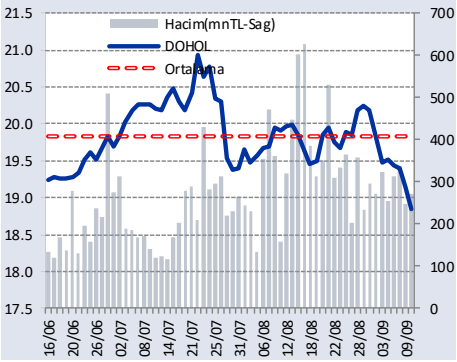

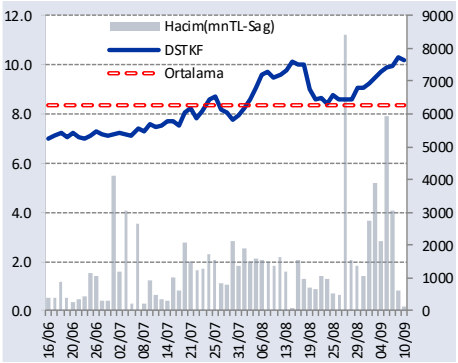

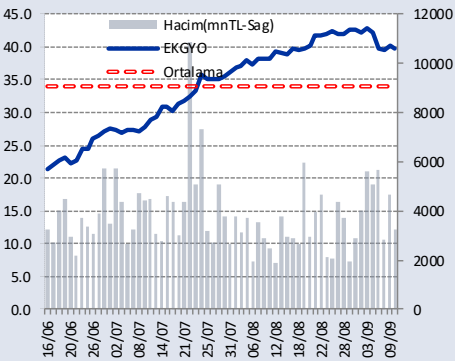

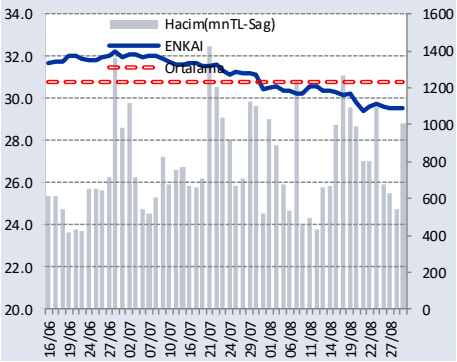

Lütfen raporumuzun sonunda yer alan bilgilendirme notuna bakınız.

GÜNLÜK YABANCI ORANLARI TABLOSU

YABANCI ORANI GRAFİKLERİ BIST-50 İÇİN

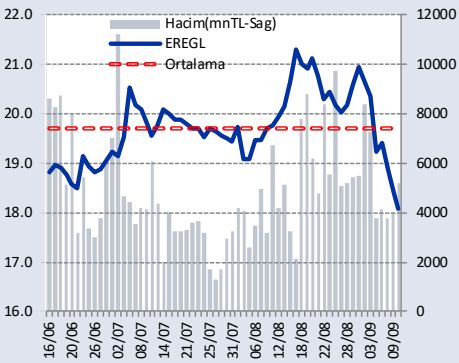

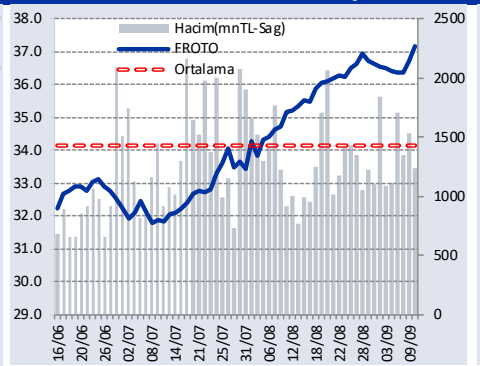

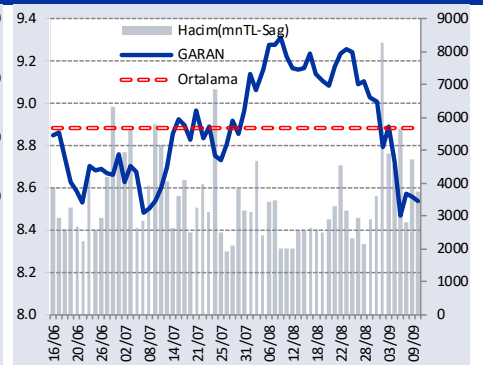

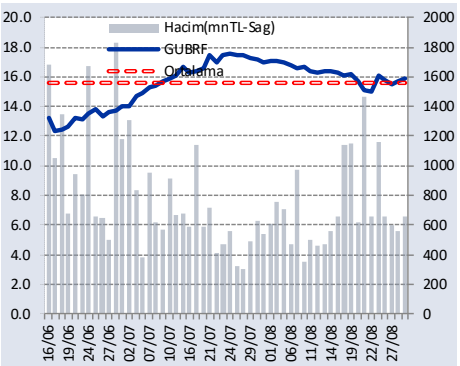

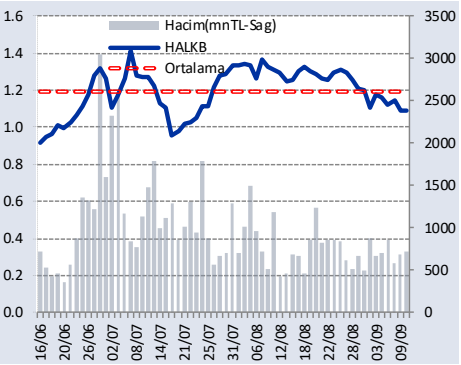

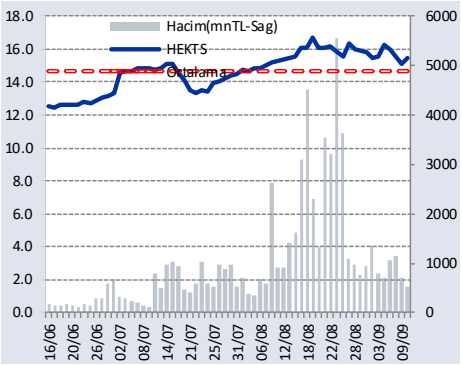

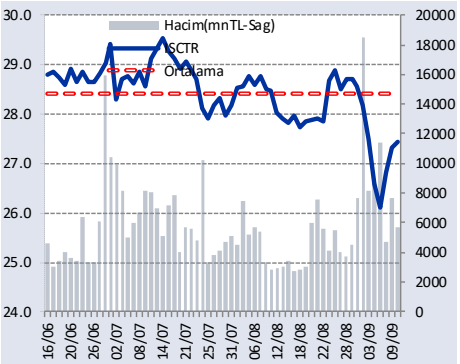

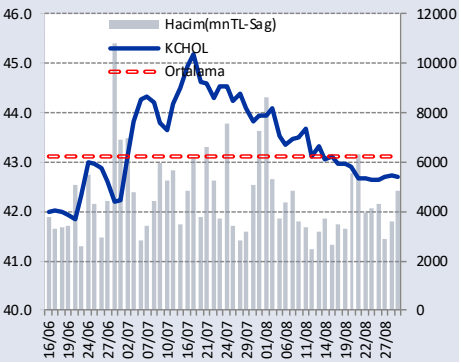

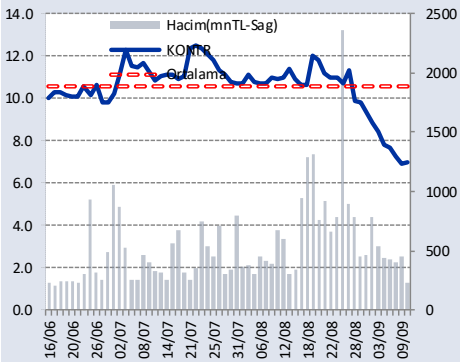

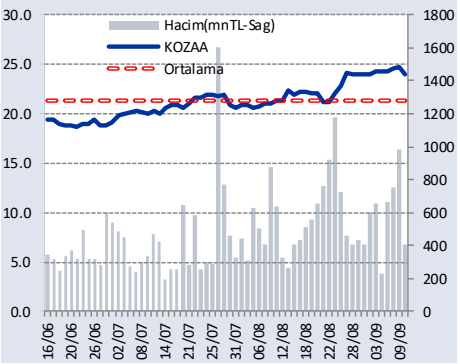

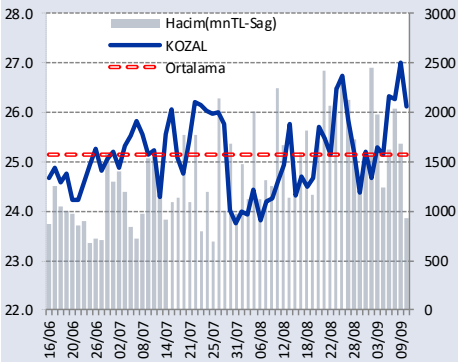

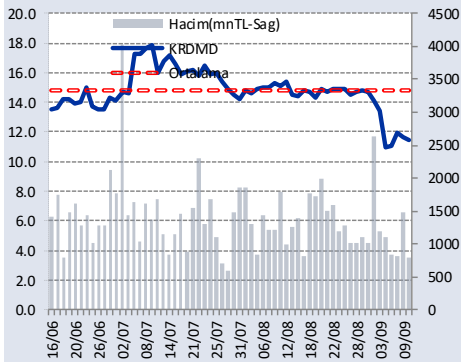

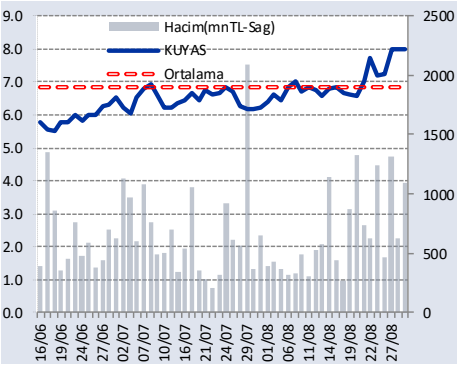

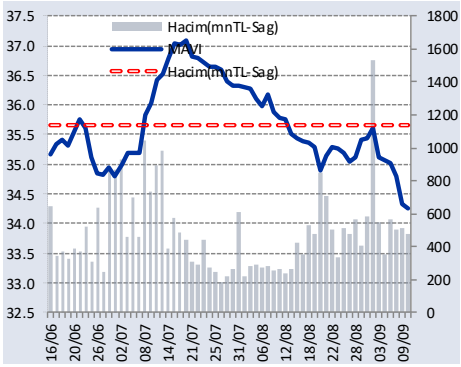

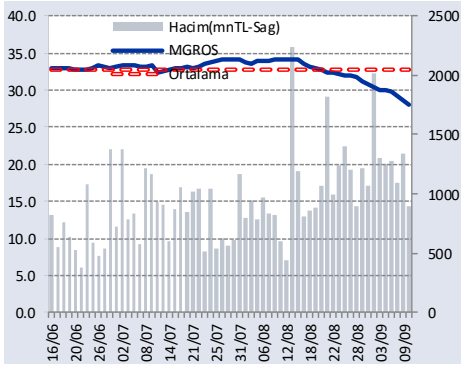

Lütfen raporumuzun sonunda yer alan bilgilendirme notuna bakınız.

GÜNLÜK YABANCI ORANLARI TABLOSU

YABANCI ORANI GRAFİKLERİ BIST-50 İÇİN

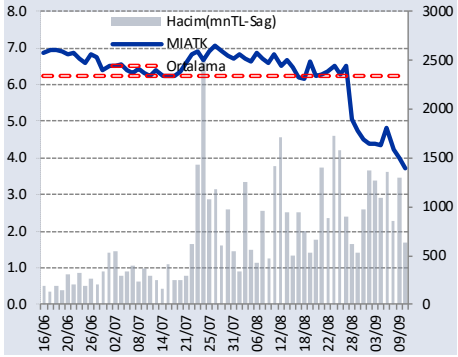

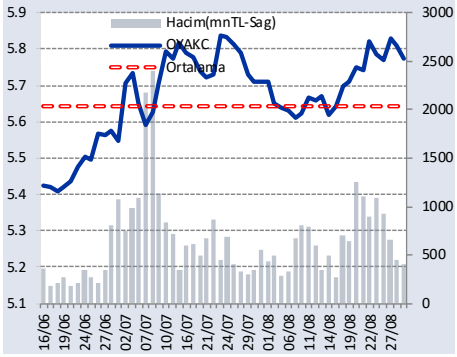

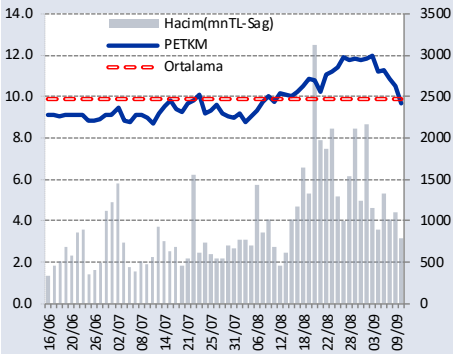

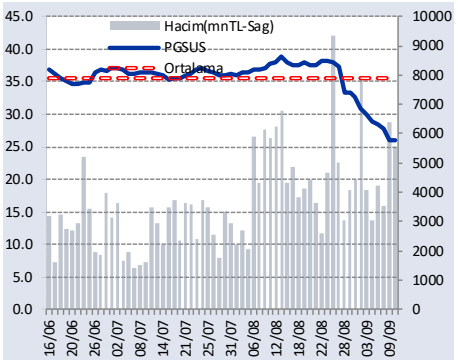

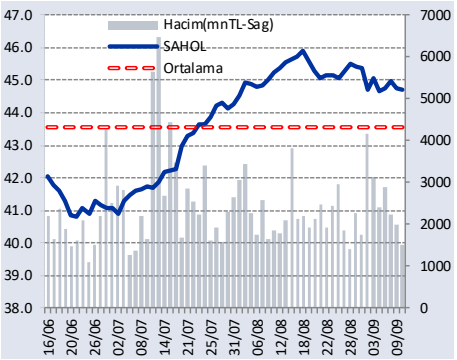

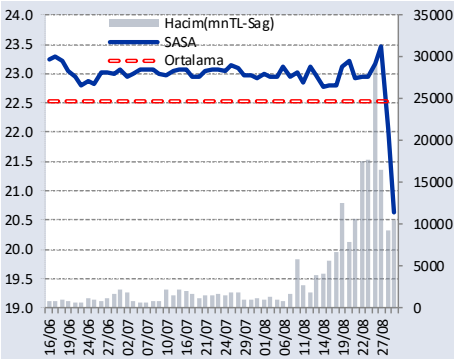

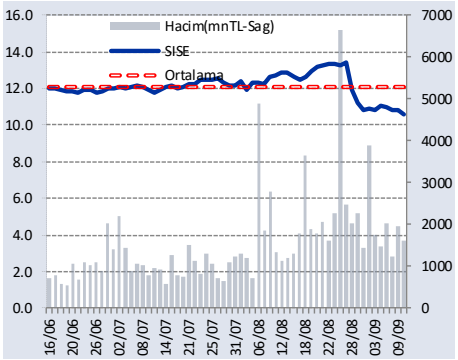

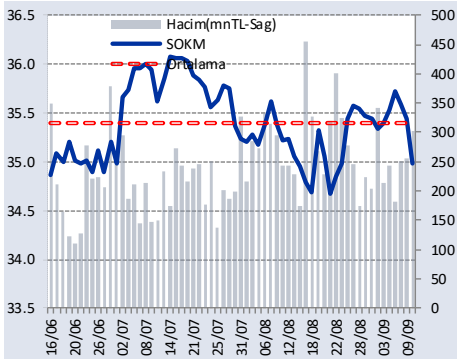

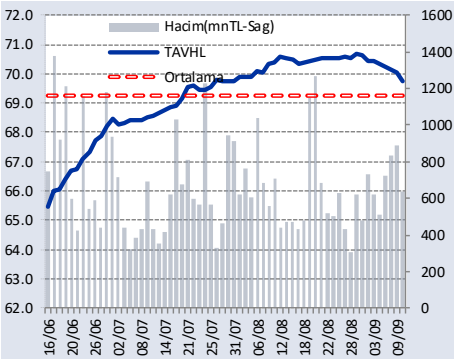

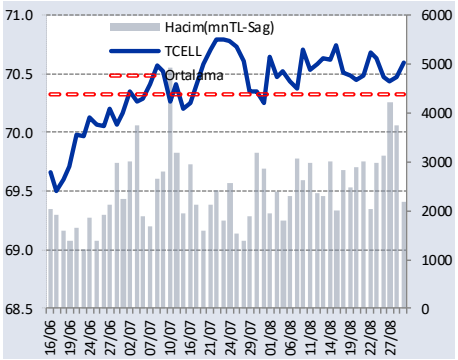

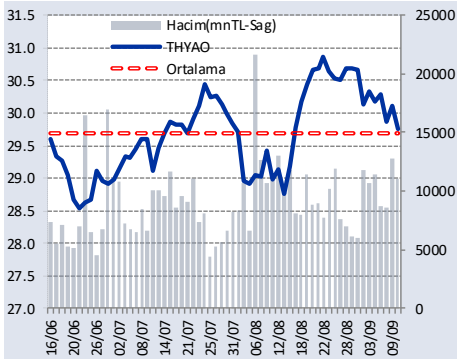

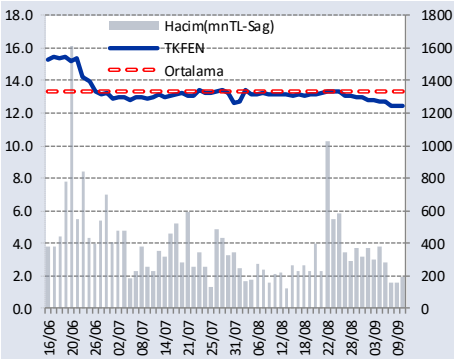

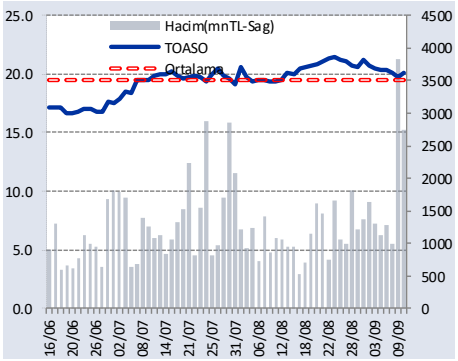

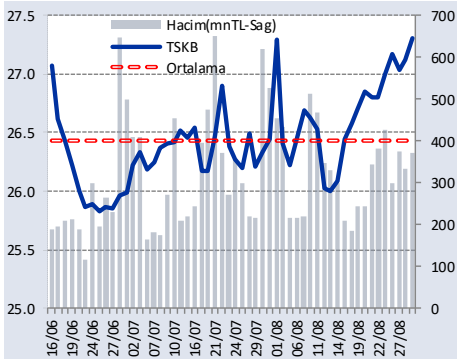

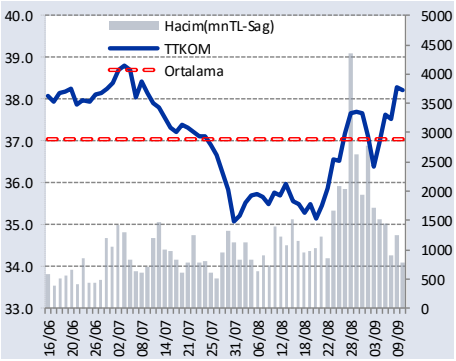

Lütfen raporumuzun sonunda yer alan bilgilendirme notuna bakınız.

GÜNLÜK YABANCI ORANLARI TABLOSU

YABANCI ORANI GRAFİKLERİ BIST-50 İÇİN

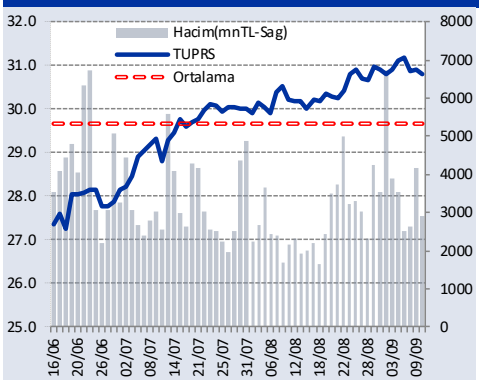

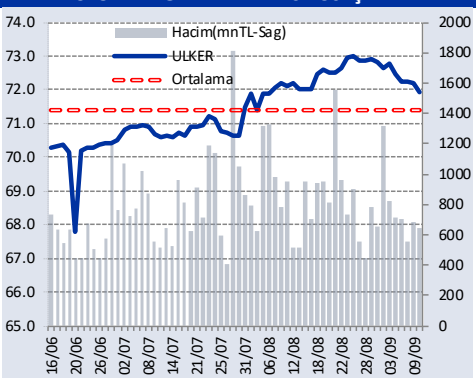

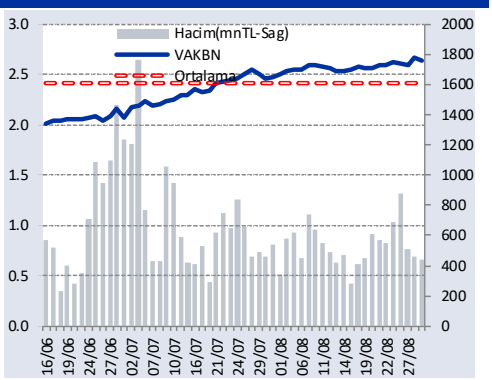

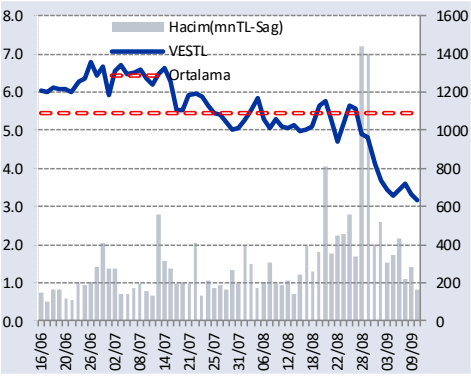

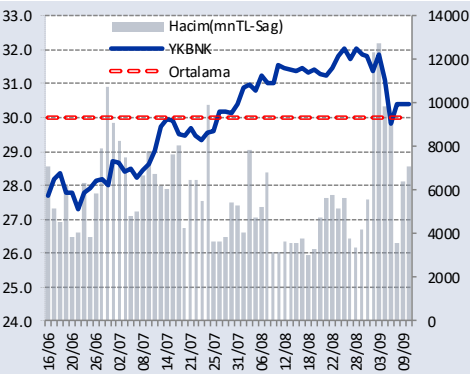

Bilgilendirme notu: Seçilmiş aracı kurumların takas toplamları ile hesaplanmaktadır. Farklı kurumlarda tutulan yabancı takasları olabilir, bu durum hisseler için hesaplanan oranlarda farklılıklar yaratabilir.

Öneri bilgilendirmesi: İş Yatırım Menkul Değerler A.Ş.'nin (İş Yatırım) BIST'te halka açık şirketler için AL, TUT ve SAT yönündeki önerileri BIST-100 endeksinin (endeks) beklenen getirisine göre değerlendirilmektedir. Tüm bu öneriler İş Yatırım Araştırma Bölümü analistleri tarafından şirketlerin ileride elde edeceği tahmin edilen karları, nakit akımları ve bilançolarına göre bağımsız olarak değerlendirilir. Ek olarak, analistler koşulların elverişsiz olduğu veya doğru değerlendirme yapmanın mümkün olmadığı durumlarda bazı hisse senetleri için geçici olarak GÖZDEN GEÇİRİLİYOR önerisi verebilirler. Münferit her şirket için yatırım önerisi sırasıyla belirtilen şu kriterlere göre değerlendirilir;

İŞ Yatırım Hisse senedi tavsiye metodolojisi:
Artış Potansiyeli > %25 : AL
%10 < Artış Potansiyeli < %25 :TUT
Artış Potansiyeli < %10 : SAT

Her sınır değeri için analist +/- %5 kanaat kullanabilmektedir.

Burada yer alan bilgiler İş Yatırım Menkul Değerler A.Ş. tarafından bilgilendirme amacı ile hazırlanmıştır. Yatırım bilgi, yorum ve tavsiyeleri yatırım danışmanlığı kapsamında değildir. Yatırım danışmanlığı hizmeti; aracı kurumlar, portföy yönetim şirketleri, mevduat kabul etmeyen bankalar ile müşteri arasında imzalanacak yatırım danışmanlığı sözleşmesi çerçevesinde sunulmaktadır. Burada yer alan yorum ve tavsiyeler, yorum ve tavsiyede bulunanların kişisel görüşlerine dayanmaktadır. Herhangi bir yatırım aracının alım-satım önerisi ya da getiri vaadi olarak yorumlanmamalıdır. Bu görüşler mali durumunuz ile risk ve getiri tercihlerinize uygun olmayabilir. Bu nedenle, sadece burada yer alan bilgilere dayanarak yatırım kararı verilmesi beklentilerinize uygun sonuçlar doğurmayabilir.

Burada yer alan fiyatlar, veriler ve bilgilerin tam ve doğru olduğu garanti edilemez; içerik, haber verilmeksizin değiştirilebilir. Tüm veriler, İş Yatırım Menkul Değerler A.Ş. tarafından güvenilir olduğuna inanılan kaynaklardan alınmıştır. Bu kaynakların kullanılması nedeni ile ortaya çıkabilecek hatalardan İş Yatırım Menkul Değerler A.Ş. sorumlu değildir.